



RAILTEL CORPORATION OF INDIA LIMITED

II floor, 'B' block, Rail Nilayam, Secunderabad-500 071

ELECTRONIC TENDER DOCUMENT

E-Tender No: RailTel/Tender/OT/SR/HQ/2018-19/46

Name of the Work

Diversion of OFC due to doubling works by S.C. Railway in Nallapadu (NLPD)- Satulur (STUR)section

CIN No: U64202DL2000GOI107905



RailTel Corporation of India Limited

A Government of India (Ministry of Railways) Undertaking

Southern Region Head Quarters, Second Floor, B-Block, Rail Nilayam, Secunderabad-500071 (AP)
visit www.railtelindia.com, Tel: 040-27821134 Fax: 27820682,
Corp. & Regd. Office: 10th Floor, Bank of Baroda Building, 16-Parliament Street, New Delhi-110001.

TENDER NOTICE

E-Tender Notice No. RailTel/Tender/OT/SR/HQ/2018-19/46 Dt.10.01.2019

RailTel Corporation of India Ltd., Secunderabad invites E-bids from established contractors with proven experience for the work of "Diversion of OFC in Nallapadu (NLPD)- Satulur(STUR)section due to doubling works by S.C. Railway as detailed below.

Tender No RailTel/ Tender/OT/ SR/HQ/	Section	Estimated Cost inclusive of GST@12% (In Rs)	EMD (In Rs)
2018-19/46	Nallapadu(NLPD)- Satulur(STUR)	64,40,173	1,28,900

Details		
a)	Start Date for downloading the Tender	11.01.2019
b)	Last date for sending the queries	25.01.2019
c)	Pre-Bid Conference	deleted
d)	Closing Date for downloading the Tender	01.02.2019, 12:00 hrs
e)	Closing date for Submission of E-Bids	01.02.2019, 15:00 hrs online
f)	Date of opening of E-Bids	01.02.2019, 15:30 hrs online
g)	Approx. Estimated Cost of Tender	Rs. 64,40,173/-
h)	Earnest Money Deposit (EMD) #	Rs. 1,28,900/-*
i)	Cost of Tender Document #	Rs. 5,600 /- * (Including GST)
Earnest Money (EMD) / Cost of Tender Document #* as specified above will be payable by Bank Draft in favour of RailTel Corporation of India Limited., Secunderabad		

Eligibility Criteria:

Tenderer must have completed successfully and satisfactorily at least one single similar work costing not less than 35 % of the advertised tender value of work during the preceding three financial years (i.e. current financial year and three previous financial years) executed for Govt. /PSUs/ reputed private Telecom Service providers/reputed infrastructure providers. Offers not accompanied by work completion certificate from users in the format of Form no.2 will not be considered

The total contract amount received by the tenderer during the last three years as per Audited balance sheet should be a minimum of 150% of advertised Tender Value of work. Offers not accompanied by Audited balance sheet will not be considered.

For detailed qualifying criteria, please refer Para 15 of Section II chapter I of tender document.

Tender Notice and Tender Document are available on RailTel's website and can be downloaded from **www.railtelindia.com** or from the e-Tendering portal **https://www.tcil-india-electronictender.com**. For online bid submission the tenderer will have to necessarily download an official online copy of the tender documents from TCIL's e-portal. All future Information viz. corrigendum /addendum/ amendments etc. for this Tender shall be posted on the e-Tendering Portal only. Printed copy of Tender document will not be sold from RailTel office.

The tender offers are deemed to be valid for acceptance for a period of 45 days from the date of opening of the tender. Late/delayed/ incomplete tenders and tenders with insufficient EMD will be summarily rejected#.

Note: #*

1. Firms registered with NSIC or any other body specified by Ministry of MSME for the tendered item / work is exempted from submission of cost of tender & EMD. **Firms claiming for the above exemptions under NSIC/MSME or others, have to submit supporting documents as per clause no 5.6.1 of instructions to tenderers, Section II Chapter-1 without which their offers will be considered as invalid and summarily rejected**
2. The bidder shall bear all costs associated with the preparation, submission/participation in the bid. Purchaser in no way will be responsible or liable for these costs regardless of the conduct or outcome of the bidding process.

Sd/-
(Yashpal Singh Tomar)
General Manager/O&M/SC
RailTel Corporation of India Limited, Secunderabad

INDEX SHEET

SECTION	CHAPTER	SUBJECT
Online	1	E-Tendering instructions to tenderers
I	1	PREAMBLE
	2	SCHEDULE OF REQUIREMENTS
II	1	INSTRUCTIONS TO TENDERERS AND CONDITIONS OF TENDERING
	2	SPECIAL CONDITIONS OF CONTRACT
	3	FORMS OF TENDERS, ETC
III	1	OFC SYSTEM ON 25KV AC TRACTION AND GENERAL SCHEME OF OFC SYSTEM
	2	ROUTE SURVEY FOR OPTICAL FIBRE CABLE & SPECIFICATION FOR STABILIZER : Deleted
	3	TECHNICAL SPECIFICATION AND INSTRUCTIONS FOR TRENCHING & LAYING
IV	1	DRAWINGS

Section Online**Chapter -1****1. This tender is processed as E-Tender****2. Submission of Bids only through online process is mandatory for this Tender**

E-Tendering is a new methodology for conducting Public Procurement in a transparent and secured manner. Now, the Government of India has made e-tendering mandatory. Suppliers/Vendors will be the biggest beneficiaries of this new system of procurement. For conducting electronic tendering, RailTel has decided to use the portal <https://www.tcil-india-electronictender.com> through TCIL, a Government of India Undertaking. This portal is based on the most 'secure' and 'user friendly' software from Electronic Tender®. A portal built using Electronic Tender's software is also referred to as Electronic Tender System® (ETS).

Benefits to Suppliers are outlined on the Home-page of the TCIL portal.

3. Tender Bidding Methodology:

Sealed Bid System - 'Single Stage - Single Envelope': In this, bidder has to submit the Technical as well as financial bid / Price Bid in single envelope **"ONLINE"**.

4. Broad outline of activities from Bidders Perspective:**4.1 Procure a Digital Signing Certificate (DSC)****4.2 Register on Electronic Tendering System® (ETS)****4.3 Create Users and assign roles on ETS****4.4 View Notice Inviting Tender (NIT) on ETS****4.5 Download Official Copy of Tender Documents from ETS (Important)****4.6 Clarification to Tender Documents on ETS:****(i) Query to RailTel (Optional).****(ii) View response to queries posted by RailTel, as addenda.****4.7 Bid-Submission on ETS****4.8 Attend Public Online Tender Opening Event (TOE) on ETS.****4.9 View/Post-TOE Clarification posted by RailTel on ETS (Optional), Respond to RailTel's Post-TOE queries.**

For participating in this tender online, the following instructions need to be read carefully. These instructions are supplemented with more detailed guidelines on the relevant screens of the ETS.

5. Digital Certificates

For integrity of data and its authenticity/ non-repudiation of electronic records, and be compliant with IT Act 2000, it is necessary for each user to have a Digital Certificate (DC) also referred to as Digital Signature Certificate (DSC), of suitable class, issued by a Certifying Authority (CA) licensed by Controller of Certifying Authorities (CCA) [refer <http://www.cca.gov.in>].

6. Registration

To make use of the Electronic Tender® Portal (<https://www.tcil-india-electronictender.com>), vendor needs to register on the portal (if not registered earlier). Registration of each organization is to be done by one of its senior persons who will be the main person coordinating for the e-tendering activities. In ETS terminology, this person will be referred to as the Super User (SU) of that organization. For further details, please visit the website/portal (<https://www.tcil-india-electronictender.com>), and click on the 'Supplier Organization' link under 'Registration' (on the Home Page), and follow further instructions as given on the site.

Pay Annual Registration Fee as applicable.

Note: After successful submission of Registration details and Annual Registration Fee (as applicable), please contact TCIL/ ETS Helpdesk (as given below), to get your registration accepted/activated.

TCIL Helpdesk

Contact Person/Telephone/ Mobile, E-Mail ID

Helpdesk Executives: +91-11-26241790 **(Multiple lines)**

E-mail ID: ets_support@tcil-india.com

(Mobile nos. for emergency only): 9868393775, 9868393717, 9868393792

RailTel's Contact Person & Designation

Mr. Ravi Verma,

Sr. Manager/Impl/SR

Mobile: 9959933373 E-Mail Id: ravi.verma@railtelindia.com

7. Bid related information for this tender (Sealed bid)

The entire bid-submission would be online on ETS. Broad outline of submissions are as follows:

7.1 Submission of Bid Security / Earnest Money Deposit (EMD)

7.2 Submission of digitally signed copy of Tender Document / Addenda/Corrigendum

7.3 Tenderer has to submit both Technical and Financial bid as Single Packet

7.4 Online response to Terms & Conditions of Tender

Note: Bidder must ensure that after following above, the status of bid submission must become "Complete" within the time line for online bid submission given as per tender notice.

8. Offline submissions:

- i. The bidder is required to submit the following documents offline to RailTel Corporation of India Ltd, 2nd floor, B-block, Rail Nilayam, Secunderabad-71 before due date & time of submission of bids specified in this tender document, in a Sealed Envelope. The envelope shall bear (the tender name), the tender number and the words 'DO NOT OPEN BEFORE' (due date & time):
 - a) **EMD-Bid Security in Original**, in favour of RailTel Corporation of India, Payable at Secunderabad/Hyderabad. (with Tender No., Name of Firm & Mob. No. written on back side of DD)
 - b) **DD/ Bankers Cheque in original against payment of tender fee** in favour of RailTel Corporation of India, Payable at Secunderabad/Hyderabad. **(with Tender No., Due date of Opening of Tender, Name and contact No. of Firm written on back side of DD)**
 - c) **Power of attorney** in favour of the signatory duly authorizing the signatory shall be submitted in a separate envelope to the tendering authority before the due date and time of submission of the e-Tender.
 - d) In case bidder happens to be a NSIC/MSME bidder, the documentary evidence i.e. **copy of NSIC/MSIC, declaration in the prescribed format** for same shall be submitted as per clause no 5.6.1 instructions to tenderers section II chapter 1
 - e) Only those documents which are declared explicitly by the tenderer as "**documents supporting the claim of qualifying the laid down eligibility criteria**", will be considered for evaluating his/their tender as per clause No. 16.1 (i) instructions to tenderers section II chapter I
 - f) Notarized Affidavit to be submitted as per clause No. 16.1 (ii) instructions to tenderers section II chapter I
 - g) The Tenderer should submit Pass Phrase, if applicable, before due date and time of opening of tender.

NOTE: The Bidder has to upload the Scanned copy of all above original documents as Bid-Annexures during Online Bid-Submission.

9. Submission of Eligibility Criteria related documents

Eligibility criteria related documents viz. Technical & Financial Credential certificates, NSIC certificate and other documents as applicable shall also be **scanned and submitted ONLINE**. **Copy of these documents shall also be submitted in RailTel before Tender opening date & time. Bids without these off line submissions will be summarily rejected.**

10. Special Note on Security of Bids

Security related functionality has been rigorously implemented in ETS in a multidimensional manner. Starting with 'Acceptance of Registration by the Service Provider', provision for security has been made at various stages in Electronic Tender's software. Security related aspects as regard Bid Submission are outlined below:

As part of the Electronic Encrypter™ functionality, the contents of both the 'Electronic Forms' and the 'Main-Bid' are securely encrypted using a Pass-Phrase created by the Bidder himself. Unlike a 'password', a Pass-Phrase can be a multi-word sentence with spaces between words (e.g. I love this World). A Pass-Phrase is easier to remember, and more difficult to break. It is recommended that a separate Pass-Phrase be created for each Bid-Part. This method of bid-encryption does not have the security and data-integrity related vulnerabilities which are inherent in e-tendering systems which use Public-Key of the specified officer of a Buyer organization for bid-encryption. Bid-encryption in ETS is such that the Bids cannot be decrypted before the Public Online Tender Opening Event (TOE), even if there is connivance between the concerned tender-opening officers of the Buyer organization and the personnel of e-tendering service provider.

Typically, 'Pass-Phrase' of the Bid-Part to be opened during a particular Public Online Tender Opening Event (TOE) is furnished online by each bidder during the TOE itself, when demanded by the concerned Tender Opening Officers who will open the bid. Else Tender Opening Officer may authorize the bidder to open his bid himself. There is an additional protection with SSL Encryption during transit from the client-end computer of a Supplier organization to the e-tendering server/portal.

(Mandatory Additional Methods of passphrase submission):

Additionally, the bidder shall make sure that the Pass-Phrase to decrypt the relevant Bid Part is submitted to RailTel in a sealed envelope before the start date and time of the Tender Opening Event (TOE) along with other offline submissions.

11. Public Online Tender Opening Event (TOE)

ETS offers a unique facility for 'Public Online Tender Opening Event (TOE)'. Tender Opening Officers as well as authorized representatives of bidders can attend the Public Online Tender Opening Event (TOE) from the comfort of their offices. For this purpose, representatives of bidders (i.e. Supplier organizations) duly authorized are requested to carry a Laptop and Wireless Connectivity to Internet.

Every legal requirement for a transparent and secure 'Public Online Tender Opening Event (TOE)' has been implemented on ETS. As soon as a Bid is decrypted with the corresponding 'Pass-Phrase' as submitted online by the bidder himself (during the TOE itself), salient points of the Bids are simultaneously made available for downloading by all participating bidders.

ETS has a unique facility of 'Online Comparison Chart' which is dynamically updated as each online bid is opened. The format of the chart is based on inputs provided by the Buyer for each

Tender. The information in the Comparison Chart is based on the data submitted by the Bidders in electronic forms. A detailed Technical and/ or Financial Comparison Chart enhance Transparency. Detailed instructions are given on relevant screens.

ETS has a unique facility of a detailed report titled 'Minutes of Online Tender Opening Event (TOE)' covering all important activities of 'Online Tender Opening Event (TOE)'. This is available to all participating bidders for 'Viewing/ Downloading'.

There are many more facilities and features on ETS. For a particular tender, the screens viewed by a Supplier will depend upon the options selected by the concerned Buyer.

NOTE: In case of internet related problem at a bidder's end, especially during 'critical events' such as - a short period before bid-submission deadline, during online public tender opening event, during e-auction, it is the bidder's responsibility to have backup internet connections.

In case there is a problem at the e-procurement/ e-auction service provider's end (in the server, leased line, etc) due to which all the bidders face a problem during critical events, and this is brought to the notice of RailTel by the bidders in time, then RailTel will promptly re-schedule the affected event(s).

12. Other Instructions

For further instructions, the vendor should visit the home-page of the portal (<https://www.tcil-india-electronictender.com>), and go to the User-Guidance Center.

The help information provided through 'ETS User-Guidance Center' is available in three categories - Users intending to Register / First-Time Users, Logged-in users of Buyer organizations, and Logged-in users of Supplier organizations. Various links are provided under each of the three categories.

Note: It is strongly recommended that all authorized users of Supplier organizations should thoroughly peruse the information provided under the relevant links, and take appropriate action. This will prevent hiccups, and minimize teething problems during the use of ETS.

13. The following KEY INSTRUCTIONS for BIDDERS' must be assiduously adhered to:

- I. Obtain individual Digital Signing Certificate (DSC or DC) well in advance of your first tender submission deadline on ETS.
- II. Register your organization on ETS well in advance of your first tender submission deadline on ETS.
- III. While registering your organization on ETS Portal of TCIL, pl. make sure that the email id of Super user provided for registration and email-id on which Digital Signature Certificate of the Super user is issued are exactly the same.
- IV. Get your organization's concerned executives trained on ETS well in advance of your first tender submission deadline on ETS.
- V. Bidder should ensure that official copy of tender document has been downloaded by clicking the radio button for confirmation else e-Procurement system will not permit the bidder to participate in the tendering process.
- VI. Submit your bids well in advance of tender submission deadline on ETS as there could be last minute problems due to internet timeout, breakdown, etc.

14. Minimum Requirements at Bidders end

- i) Computer System with good configuration (Min P IV, 1 GB RAM, Windows XP).
- ii) Broadband Connectivity.

- iii) Microsoft Internet Explorer 6.0 or above.
- iv) Digital Certificate (s) for users.

15. Vendors Training Program: Deleted

16. Additional Instructions: Please note

For E-Tendering bids /information by bidders is to be submitted "Online" on TCIL's e-Procurement Portal. Any document / information pertaining to this chapter will have to be submitted by the bidder on line. The digital signature of the tenderer on the e-tender form will be considered as confirmation that the tenderer has read, understood and accepted all the documents.

All columns should be filled and blank columns if any should be marked as NIL.

Please read the Schedule of Requirements, Instructions to the tenderers, General and Special Conditions including Technical Specifications before filling up the Tender Form carefully. Please sign on each page.

The tenderers may download tender form from the web site www.railtelindia.com or from the e-tendering portal 'https://www.tcil-india-electronictender.com' and should enclose cost of the tender form along with the offer in the form of DD in favour of RailTel Corporation of India Ltd payable at Secunderabad/Hyderabad.

NOTE: For online bid submission the tenderer will have to necessarily download an official online copy of the tender documents from TCIL's e-procurement portal, and this should be done well before the deadline for bid submission.

17. Instructions for Tender Document TO THE TENDERERS

The RailTel Tenders are published on www.railtelindia.com and on e-Tendering Portal <https://www.tcil-india-electronictender.com>. In addition to submitting the e Tender documents online, they should also submit a Demand Draft drawn in a scheduled bank in favour of "RailTel Corporation of India Ltd, payable at Secunderabad, towards the cost of the tender document.

NOTE: For online bid submission the tenderer will have to necessarily download an official online copy of the tender documents from TCIL's e- procurement portal, and this should be done well before the deadline for bid-submission.

18. Submission of Offers and Filling of Tender:

This e-tender should be duly submitted online using the e-Procurement Portal <https://www.tcil-india-electronictender.com>.

- a. The rates quoted should be written both in words & figures. The unit of rates should be in metric system & as per tendered specification/schedule. In case of difference between words and figures, the rate in words will prevail. If there is a discrepancy between the unit price and total price that is obtained by multiplying the unit price and quantity, the unit price shall prevail and the total price shall be corrected by the purchaser accordingly. In case discrepancy is observed between the 'Electronic Form' and the 'Main Bid file' the text and amounts etc. of the Electronic Form will prevail, as this is the information shared

- transparently with all participating bidders during Online Public Tender Opening Event on ETS.
- b. Tenderers are requested to go through the Terms & Conditions of the Tender carefully and note that, by submitting the tender documents, duly signed, they have accepted these conditions and undertake to abide by these conditions.
19. Fax Quotations & Late Tenders: Fax tender documents, Late/delayed tenders would not be considered and summarily rejected.
- 20. Attendance of Representatives for Tender Opening:**
Representatives of tenderers desirous to attend the tender opening can do so on production of a proper letter of authority from the respective firm, failing which they may not be allowed to attend the tender opening. In addition, representatives desirous of attending the Online Public Tender Opening Event can do so by getting authorized for such participation by the Super-User/ Master User of their respective organizations on ETS. Authorized representatives of those firms who have submitted the tender documents alone shall be allowed to attend the tender opening.
- 21. Addenda / Corrigenda:**
Addenda / Corrigenda to the tender documents may be issued by RailTel prior to the date of opening of the tenders, to clarify or reflect modifications in the contract terms and conditions or in the design. Such addendum/corrigendum shall be available on TCIL's e-Procurement Portal only. Tenderers who are unable or unwilling to bring their tenders to conform to the requirements of the RailTel **are liable to be rejected**.
- 22. Ambiguity/ Pre- Bid Clarification Requests:**
Bidders are requested to send their written queries / clarification requests to the RailTel in writing through TCIL e-portal, pertaining to ambiguity or doubt as to the meaning of any of the tender clauses/ conditions or any additional information latest till the date and time mentioned in this tender document as per the timelines given in the tender notice.
- 23. Bid submission and Opening date**
- 23.1 The bid should be submitted online along with Credential/Techno commercial & Price bid document (all documents).
- 23.2 EMD should be enclosed in an envelope and submitted physically to the tendering authority before the due date and time of submission of the e-Tender.
- 23.3 Power of attorney in favour of the signatory duly authorizing the signatory shall be submitted in a separate envelope to the tendering authority before the due date and time of submission of the e-Tender.
- 23.4 The tenderer's bids will be opened at the time & date of opening of the tender given in the Bid Data Sheet (BDS) in the online simultaneous presence of such Tenderers/ Representatives who choose to be present online. The Tenders/Representatives can also choose to be physically present in the office of RailTel for the Online Public Tender Opening Event.
- 23.5 Bids received after due date and time shall be summarily rejected and shall not be opened.

SECTION – I Chapter -1

Preamble

Tender Nos: RailTel/Tender/OT/SR/HQ/2018-19/46 Dated 10.01.2019

1. **Name of work:** Diversion of OFC due to doubling works by S.C. Railway in following section as per schedule of requirement & specification

Tender No RailTel/ Tender/OT/ SR/HQ/	Section	Estimated Cost inclusive of GST@12% (In Rs)	EMD (In Rs)
2018-19/46	Nallapadu(NLPD)- Satulur(STUR)	64,40,173	1,28,900

2. **Scope of work:** The broad responsibility of the contractor under the scope of work for this tender shall be as under:
- 2.1 **Supply:** Supply of items conforming to industry standards as per schedule and the Technical Specifications.
- 2.2 **Services/Works:** Trenching, laying of HDPE pipe blowing, Termination and Testing of Optical Fiber Cables in Nallapadu-Satulur section of South as detailed in para 1 above.
3. **Tender Bid (offline documents)** The tender bid shall be submitted in **sealed covers** super scribed with Tender No and addressed to Regional General Manager (Southern Region), RailTel Corporation of India Ltd, II floor, 'B' block, Rail Nilayam, Secunderabad-500 071 **Awarding or not awarding is at the sole discretion of the RailTel Corporation of India Ltd.**
4. **Tender offers:** The tenderers are required to quote **% percentage quote** for the complete work. The quote shall be in figures and words. If there is any discrepancy in the quoted rate between figures and words, the rate quoted in words will be taken as final.
5. **Cost of Tender Book: Rs. 5600/-** (inclusive of **GST**) towards cost of tender book to be submitted in form of Demand Draft from any scheduled bank in favour of RailTel Corporation of India Ltd., payable at Secunderabad.

Note: #*

- Firms registered with NSIC or any other body specified by Ministry of MSME for the tendered item / work is exempted from submission of cost of tender & EMD.
- Firms claiming for the above exemptions under NSIC/MSME or others, have to submit supporting documents as per clause no 5.6.1 of instructions to tenderers, Chapter-1 Section-II without which their offers will be considered as invalid and summarily rejected.**
- Qualifying Criteria** For participating in the tender, the contractor shall be required to meet the eligibility requirements as given in **Para 15 of Chapter-1 of Section-II** (Instructions to Tenderers and Conditions of Tendering) of the tender document.
- Last date of Submission:** The e-tender shall be submitted in online up to 15.00 hrs on **01.02.2019** **online using the e-Procurement Portal <https://www.tcil-india-electronictender.com>.**
- Date of Opening of Tender:** The e-tender will be opened at 15.30 hrs on **01.02.2019** at the same address as mentioned above.
- Completion Period of Work:** The work should complete within 90days from the date of issue of Letter of Acceptance/PO
- Address to which correspondence and documents relating to the Contract should be sent:** Regional General Manager (Southern Region), RailTel Corporation of India Ltd, II floor, 'B' block, Rail Nilayam, Secunderabad-500 071
- Earnest Money:** Tenderer shall deposit Earnest Money as detailed in a manner prescribed in **Para 5**

Chapter I Section II

- 12. **Security Deposit: @5% of contract value will be deducted from contractor’s on account bills** On receipt of Letter of Acceptance of Tender from the RailTel, the successful tenderer shall, in terms of **Para-3 of Special Conditions of Contract (Section II Chapter 2)** towards Security Deposit for due fulfillment of contract.
- 13. **PBG:** On receipt of Letter of Acceptance of Tender from the RailTel, the successful tenderer shall, within a period of 30 days, deposit in favour of RailTel Corporation of India Limited, Secunderabad an amount in terms of **Para-3 of Special Conditions of Contract (Section II Chapter 2)** towards Performance Bank Guarantee for due fulfillment of contract.
- 14. **Specifications:** Reference of specifications of the important equipments and materials required for execution of the contract is given in the Technical Specification (Section III chapter 3 of tender document). The work shall be executed in compliance with all the technical requirements given therein.
- 15. **Schedule of Requirement:** The various items to be supplied and works/services to be provided by the tenderer are indicated in Schedule of Requirement as enclosed to this preamble (Section I Chapter 2). The tenderer is advised to quote for all the items. The make and model of all the equipments proposed to e supplied must be indicated by the tenderer/s in the Schedule of Requirement.
- 16. **As made drawings:** shall be submitted after completion of testing and commissioning of section as per specification (section III chapter 3)
- 17. **Materials to be supplied by RailTel: OF Cable, HDPE Pipe**

Note: The material shall be supplied at locations mentioned below: The successful tenderer has to make his own arrangements to transport the material to site and no payment shall be made on this account.

Tender Section	Store site at Railway Station
Nallapadu(NLPD)- Satulur(STUR)	Nallapadu

- 18. **Materials to be supplied by Contractor:** Tenderer’s special attention is invited to the fact that no material except items mentioned in para 17 above shall be arranged/supplied by RailTel for commissioning the work. All materials including the materials covered under the Schedule of Requirement and those required to achieve the end objective as required are to be supplied by the contractor.
- 19. As a good tender practice, the tenderer is expected to submit giving all the information in the relevant forms attached as Annexure to this document and suitably numbering each page of the bid documents with a content list indicating availability of various documents with their serial numbers. In the absence of numbering of pages and the content list, there is a likelihood of any important document going unnoticed for which the tenderer shall be solely responsible.
- 20. **Maintenance Support:** The tenderer should submit their strategy for providing maintenance support during maintenance, warranty and post warranty period.
- 21. **Video Recording:** Video Recording of Trench: Video recording of trench to indicate the depth (1.2) of the trench to be recorded and soft copy in CD/DVD format to be submitted to RailTel for approval by the concerned Manager. Only after obtaining approval of concerned Manager RailTel, HDPE duct to be laid and then the trench can be closed. a. Video recording should be taken in such a way that it should be possible to deduce the depth of trench from the video itself. For e.g. A long stick with a clear legible mark at 1.2m should be made and a person should walk with the stick in the trench and the recording should be done as the person walks along the trench. However, the physical inspection of the trench by RailTel engineer at site will be done as per RailTel’s discretion
- 22. In all matters, decision of Regional General Manager (Southern Region), RailTel Corporation of India ltd, Secunderabad, will be final.

TENDERER DATA SHEET**For**

Diversion of OFC due to doubling works by S.C. Railway in Nallapadu-Satulur section as per scope of work, Schedule of Requirement and Specifications (Tender No: RailTel/Tender/OT/SR/HQ/2018-19/46 dt.10.01.2019)

S No	clause reference	Description	Remarks(Yes/No)	Page no
Cost of Tender & EMD Particulars				
1	EMD as per NIT/ Preamble	Whether EMD in the form of Demand Draft/Banker's cheque enclosed?		
2	Cost of tender as per NIT / Preamble	Whether cost of Tender document in the form of DD and/Banker's cheque is enclosed?		
3	Section II, Chapter I ,clause No. 5.6.1 of the tender document	If remarks for the the Srl. No. 1 and 2 are " NO " then whether NSIC/MSME certificate is enclosed?		
3.1		In case of submission of NSIC/ MSME certificate, whether work/store/services Name mentioned in NSIC/MSME is same for which tenderer is participating.		
3.2		What is the date till which NSIC is valid?		
3.3	Tabulation sheet is mentioned in cl. No.5.6.1 page No. 22&23 of tender document)	Signed Declaration Form duly filled with details as per format "Tenders awarded under NSIC/MSME" enclosed?		
Technical Eligibility Criteria				
4	cl.no. 15 & 15.2 section II chapter I for single similar work execution of 35% of tender advertised value	Whether work completion certificate as per Form no 2 as mentioned in the page no 46 of the tender document has following information.	submitted certificate Yes / No	
(a)		Contract agreement No./WO no is for a single work ? If yes, Contract Agreement No/ Work /Purchase order No & Date may be mentioned.		
(b)		Name and scope of Work executed under single contract agreement		
(c)		Executed / Paid Value of work mentioned or not? If mentioned specify the value		

(d)		Is Value of work executed equal to or more than 35% of advertised tender value?		
(e)		Whether work executed in user form no.2 is similar to the work experience as mentioned in clause no 16 instructions to tenderer section II Chapter I of tender document)		
Financial eligibility criteria				
5	cl.no.15 & 15.3 section II chapter I for turnover of 150% of tender advertised value	Audited Balance sheets along with P&L A/c signed by Chartered accountant for the year (2015-16),(2016-17) and (2017-18) and current year (2018-19) are enclosed ?		
5.1		Whether Copy of PAN, GST Registration certificate submitted?		
Notarized Affidavit				
6	cl.no.16.1 (ii) section II Chapter I	Whether Affidavit is submitted in Original and Notarized?		
6.1		Whether Submission of Affidavit is as per format as enclosed in form no 11 /Annexure-A vide page no 54 of tender document?		
6.2		Whether the signature of deponent in the affidavit is the same person whose name is mentioned the first sentence of affidavit giving the undertaking?		
6.3		Whether Deponent has signed both affirmation and verification statement of affidavit?		
Power of attorney, constitution of Firm and Memorandum of Association				
7	cl.no.7 instructions to tenderers section II chapter I	Whether Power of attorney in non-judicial stamp paper worth of Rs 100/- enclosed with Tender is in proper format and notarized?		
8		Whether Power of attorney is mentioning " the position of person giving power of attorney and the position of person in the company in favour of whom the Power of Attorney is being given? "		

9		Whether Partnership deed, Memorandum of Joint Venture as the case may be if applicable is enclosed for partnership firm? If not applicable, then it should be mentioned as " NOT APPLICABLE " under remarks column.		
10		In case, clause no 7 regarding partnership firm, is not applicable, whether relevant document regarding Proprietary firm is enclosed?		
11		Whether Constitution of Firm and article of association document enclosed with Offer?		
Signing of Tender document and supporting document in all pages				
12	Vide Clause no. 16.1(i) instructions to tenderers section II chapter I of the tender document	Whether authorised person Signed all pages of tender document including all supporting documents in the tender? Whether documents supporting the claim of qualifying the laid down eligibility criteria are declared explicitly		
Clause wise compliance and deviation statement				
13		Whether clause wise compliance to the tender condition and statement of deviation Form- No. 5 (page no) enclosed?		

Note:

1. All scan copies of documents listed above shall be submitted online
2. Hard copies for following to be submitted offline before due date & time of tender opening to the tendering authority
 - i. DDs in original towards EMD & Cost of tender or copy of NSIC/MSME,
 - ii. Notarized affidavit in original
 - iii. Power of Attorney for signing of tender document as per tender clause
3. incase offline document as given above not submitted before date and time of opening of tender, the offer/bid shall not be opened (or) shall be treated as invalid offer

Bidder Organization data:

1	Name of the Organization	:
2	Name of the Authorized Person Submitting the Tender Documents (Submit the proof of authorizing the person to sign the tenders by the company on its behalf)	
3	Main line of Business	
4	Years of Experience	
5	Location (indicate address, tel.no., fax and the year from which they are operating in that location)	
6	Contact person	
7	Address	
8	Tel. No.	
9	Fax No.	
10	E-mail ID	

Place

Date

(Signature of the Tenderer with Seal)

SECTION I
Chapter 2
SCHEDULE OF REQUIREMENT (SOR)

Tender No: RailTel/Tender/OT/SR/HQ/2018-19/46

Name of the work: - Diversion of OFC in Nallapadu (NLPD) - Satulur (STUR) sections due to doubling works by S.C. Railway as per specification

S No	Description (SAC code for all line items is 995423)	Unit	Qty	Base Rate in Rs.	GST@12%	*Rate inclusive of GST@12%	Total Amount inclusive of GST@12%
A	B	C	D	E			F (D*E)
Phase-I (TEMPORARY DIVERSION)							
1	Trenching to a depth of 1.2 meter and 300 mm wide and backfilling after laying OFC as per specification	Mtr	6500	62	7.44	69.44	451360.00
2	Cutting hard rock for 0.3 mtr depth of trench	Mtr	500	189	22.68	211.68	105840.00
3	Trenching to a depth of 1mtr below rail/Road/Platform level , placing of G.I.Pipe(as per IS 1239 pt.I & pt.ii), 50 mm dia.(inside) in the trench made, backfilling and ramming	Mtr	8000	6	0.72	6.72	53760.00
4	Trenching to a depth of 1.2 meter and 300 mm wide and backfilling after laying OFC as per specification	Mtr	7000	6	0.72	6.72	47040.00
5	Cutting hard rock for 0.3 mtr depth of trench	Mtr	7	1556	186.72	1742.72	12199.04
6	Trenching to a depth of 1mtr below rail/Road/Platform level , placing of G.I.Pipe(as per IS 1239 pt.I & pt.ii), 50 mm dia.(inside) in the trench made, backfilling and ramming	Mtr	7	5545	665.40	6210.40	43472.80
7	Horizontal Drilling at a approximately depth of 1.65/1.2 m below the formation level of the earth including insertion of DWC pipes along with couplings etc.	Mtr	2	4279	513.46	4792.27	9584.54
8	Horizontal Drilling at a approximately depth of 1.65/1.2 m below the formation level of the earth including insertion of DWC pipes along with couplings etc.	Mtr	100	657	78.84	735.84	73584.00
9	Horizontal Drilling at a approximately depth of 1.65/1.2 m below the formation level of the earth including insertion of DWC pipes along with couplings etc.	Mtr	100	747	89.65	836.73	83673.00

10	Supply of DWC pipe 78/63 mm OD/ID as per IS 14930 Part II in 30 mtr length with 2 snap fit couplers for jointing Each 30 mtr coil length.	Mtr	100	77	9.24	86.26	8626.00
Phase-II (PERMANENT DIVERSION)							
1	Supply & Installation of jointing pit as per drawing with cover and required trenching to ease out cable /duct.	No	40	2699	323.88	3022.88	120915.20
2	Supply & fixing of cable route markers as per drawing.	No	850	207	24.84	231.84	197064.00
3	Concreting For protection of OFC cable	Cub. Mtr	7	2817	338.04	3155.04	22085.28
4	Trenching to a depth of 1.2 meter and 300 mm wide and backfilling after laying OFC as per specification	Mtr	29000	62	7.44	69.44	2013760.00
5	Cutting hard rock for 0.3 mtr depth of trench	Mtr	4500	189	22.68	211.68	952560.00
6	Supply & laying of 50 mm dia GI Pipe IS1239 medium grade with holes drilled as an anti theft measure coupling etc. on bridges/ trenches/other surfaces with CC at every 1m as per drawing. Concreting rates shall be separate as per item 3	Mtr	479	331	39.72	370.72	177574.88
7	Providing dry sand in FRP/RCC joint chambers up to 400mm height	No	40	513	61.56	574.56	22982.40
8	Laying of OFC/QUAD cable in trench and through HDPE/GI/RCC pipes where ever necessary.	Mtr	36000	6	0.72	6.72	241920.00
9	Laying of HDPE duct in trenches. Supply and pulling of nylon rope through it.	Mtrs	35000	6	0.72	6.72	235200.00
10	Supply of optical Fiber splicing (Joint) Enclosure (24F) for loose tube complete with all accessories etc	No	16	1556	186.72	1742.72	27883.52
11	Rectification & re-splicing of existing mid section OFC joints. This includes supply and provision of joint repair kit & sleeves	No	16	5545	665.40	6210.40	99366.40
12	Splicing/Termination of 24F fiber OFC	No.	8	4279	513.46	4792.27	38338.16
13	Trenching to a depth of 1mtr below rail/Road/Platform level , placing of G.I.Pipe(as per IS 1239 pt.i & pt.ii), 50 mm dia.(inside) in the trench made, backfilling and ramming	Mtr	1000	657	78.84	735.84	735840.00

14	Horizontal Drilling at a approximately depth of 1.65/1.2 m below the formation level of the earth including insertion of DWC pipes along with couplings etc.	Mtr	400	747	89.65	836.73	334692.00
15	Supply of DWC pipe 78/63 mm OD/ID as per IS 14930 Part II in 30 mtr length with 2 snap fit couplers for jointing Each 30 mtr coil length.	Mtr	200	77	9.24	86.26	17252.00
16	GPS Route diagram	Mtr	35000	8	0.96	8.96	313600.00
Total Amount inclusive of GST@12% (rounded off)							64,40,173
Contractor %age on <u>Total amount of SOR</u> (at Par, Below, Above) in Figures & Words							
Total Value after Contractor %age in Figures & Words							

***Rounded off to 2-decimals**

The Percentage Quoted shall be applied uniformly on all the items of SOR

Note:

1. The tenderer has to carryout detailed survey of the section to familiarize with the condition of the soil and requirement of protective arrangement etc. The tenderer has to quote for all items of schedule and partial quotes are not acceptable.
2. The work has to be completed in two phases. Phase-I is temporary diversion of OFC as per site requirement and phase-II is making the permanent diversion as per site requirement. HDPE Duct, 24F OFC & FDMS for termination required for the work shall be supplied by RailTel at designated stations of the section.
3. Replacement of Defective OFC: No defects like high loss events and fiber breaks are permitted and the contractor shall at his own cost replace the entire drum length of cable of RAILTEL's specification and not less than the length of the drum being laid on joint. The contractor also at his own cost blows the cable again including splicing/Termination of the cable. No joints with pieces of OFC are permitted. In case of any deviation, specific approval from Competent Authority of RailTel should be obtained
4. If the new buildings are not ready for termination of cable, OF cable shall be jointed with the old OF cable in the existing location so that link should be through.
5. If there is any discrepancy in the Quoted rates both in figures and words, the rate Quoted in words will be taken as final.
6. Break-up of taxes to be specified in a separate sheet showing Basic Price, GST@ and others if any etc.
7. **Video Recording:** Video Recording of Trench: Video recording of trench to indicate the depth (1.2) of the trench to be recorded and soft copy in CD/DVD format to be submitted to RailTel for approval by the concerned Manager. Only after obtaining approval of concerned Manager RailTel, HDPE duct to be laid and then the trench can be closed. a. Video recording should be taken in such a way that it should be possible to deduce the depth of trench from the video itself. For e.g. A long stick with a clear legible mark at 1.2m should be made and a person should walk with the stick in the trench and the recording should be done as the person walks along the trench. However, the physical inspection of the trench by RailTel engineer at site will be done as per RailTel's discretion

Signature of Tenderer with Seal

Chapter 1. Instructions to Tenderers and Conditions of Tendering

Chapter 2. Special Conditions of Contract

Chapter 3. Forms of Tenders etc

SECTION - II CHAPTER - 1

INSTRUCTIONS TO TENDERERS AND CONDITIONS OF TENDERING INDEX

1. **General Instructions**
2. **Interpretations**
3. **Local Conditions**
4. **Compliance to Tender Conditions, Specifications and Drawings**
5. **Earnest Money/Bid Guarantee**
6. **Submission of Offers**
7. **Constitution of Firm and Power of Attorney**
8. **Unit Prices**
9. **Validity of Offer**
10. **Rates During Negotiations**
11. **Period of Completion and Time Progress Graph**
12. **Non-transferability and Non-refundability**
13. **Errors, Omissions and Discrepancies**
14. **Wrong Information by Tenderer**
15. **Qualifying Criteria**
16. **Meaning of similar Work**
17. **System Performance Guarantee**
18. **Authority for Acceptance**
19. **Agreement**
20. **Tenderer' Address**

SECTION - II**CHAPTER-1****INSTRUCTIONS TO TENDERERS AND CONDITIONS OF TENDERING****1. GENERAL INSTRUCTIONS**

Tenders are invited on behalf of M/s. RailTel Corporation of India Limited, Secunderabad -500071 from established and reliable contractors for the work of Diversion of OFC in Nallapadu (NLPD) - Satulur (STUR) section due to doubling works by S.C.Railway.

1.1 The Special Conditions of Contract, Instructions to Tenderers and Conditions of Tendering, Technical Specifications & Supplement, Preamble including Schedule of Requirements and all Annexure & Forms etc. shall, hereafter, be collectively referred to as the "**Tender Papers**".

1.2 **Tender offer:** The tenderer(s) are required to quote **Percentage rate** both in figures and words as indicated in the schedule. If there is any discrepancy in the rate quoted between figures and words, the rates quoted in words will be taken as final

2. INTERPRETATIONS

The following terms wherever occurring in the tender papers and wherever used throughout the execution of the work, shall, unless excluded by or repugnant to the context, have the meaning attributed thereto as follows:

"**CONTRACT**" Means the Contract resulting from the acceptance by the Purchaser of this Tender whether in whole or in part.

"**CONTRACTOR**" Means the successful Tenderer, i.e., the Tenderer whose Tender has been accepted either in whole or in part.

"**CONTRACTOR'S REPRESENTATIVE**" Shall mean a person in supervisory capacity who shall be so declared by the Contractor and who shall be authorized under a duly executed power of attorney to receive materials issued by the Purchaser to the Contractor for the works. He shall be responsible for proper execution of works at each or all places and shall take orders from Purchaser's Engineers and carry out the same.

"**ENGINEER / ENGINEER-IN-CHARGE**" Shall mean an executive of RailTel In-charge of works and shall include the superior executives of RailTel. He is responsible for ensuring that all field works covered by the contract are carried out in accordance with approved designs, drawings & specifications and conditions of contract as agreed to.

"**ENGINEER'S REPRESENTATIVE**" Shall mean the supervisor of RailTel in direct charge of the works.

"**EQUIPMENT**" Means all or any equipment considered necessary by the Purchaser's Engineers for satisfactory operation, as a whole, of the installations.

"**MONTH**" Means any consecutive period of thirty days.

"**MATERIALS**" Means all equipments, components, fittings and other materials including raw materials required to complete the work..

"**PURCHASER**" Means M/S RailTel Corporation of India Limited, 2nd Floor, 'B' Block, Rail Nilayam, Secunderabad – 500 071.

"**PURCHASER'S ENGINEER**" Means the Regional General Manager of RailTel or successor who will decide all matters relating to design, manufacture, installation and commissioning of the plant and equipment at site.

"**SUB-CONTRACTOR**" Means an individual or a firm of Contractor or a Company registered under Indian Company Act or an approved supplier of materials to whom the Contractor sublets portions of the contract.

"**CONSIGNEE**" Means the person specified in the Acceptance of Tender to whom Stores are to be delivered at the destination.

“INSPECTING OFFICER” Means the person, or organization specified in the contract for the purpose of inspection of stores of work under the contract and includes his/their-authorized representative.

“RailTel” Means M/s. RailTel Corporation of India Limited, Southern Region, 2nd Floor, ‘B’ Block, Rail Nilayam, Secunderabad – 500 071.

“SITE” Means the areas to be taken up by the permanent works, together with any other area or areas as shall be determined by the Purchaser's Engineer, which may be placed at the disposal of the Contractor for the purpose of the contract and also such area or areas used for store yards, works yards or workshop in proximity of the works as the Purchaser's Engineer may have authorized as an extension of the site, irrespective of the terms and conditions under which they are occupied by the Contractor.

“BLOCK SECTION” Means the distance along the railway track between two consecutive Railway Block stations.

“TENDERER” Means and includes any firm of engineers or Contractors or any company or body, corporate or otherwise, who submit the Tender which has been invited.

“WORK OR WORKS” Means all or any of the items of the work for which the Tenderer /Contractor has Tendered/contracted according to the specifications, drawings and Annexure hereto annexed or to be implied there from, or incidental thereto or to be hereafter specified or required in such explanatory instructions and drawings, being in conformity with the original specifications, drawings, Annexure and schedules and also such instructions and drawings additional to the aforementioned as may from time to time be issued by the Purchaser's Engineer during the progress of the contracted work.

“WRITING” Includes all matters written, typewritten or printed either in whole or in part.

3. LOCAL CONDITIONS

3.1 It will be imperative on each tenderer to fully acquaint himself with all the local conditions and factors, which would have any effect on the performance of the contract and cost of the stores. The purchaser shall not entertain any request for clarifications from the tenderer regarding such local conditions. No request for the change of price or time schedule of delivery of stores shall be entertained after the offer is accepted by the purchase on account of any local condition or factor.

3.2 The intending tenderer is advised to study the tender papers carefully. Any submission of a quotation by the tenderer shall be deemed to have been done after a careful study and examination of these documents with full understanding of the implication thereof. These conditions and specifications shall be deemed to have been accepted unless otherwise, specifically commented upon by the Tenderer in his quotation. Failure to adhere to anyone or all these instructions may render his offer liable to be ignored without any reference.

3.3 Should a tenderer find discrepancies in, or omission from, the drawings or any of the Tender papers or he has any doubt to their meaning, he should at once notify the RailTel who may send a written clarification to all tenderers.

4. COMPLIANCE TO TENDER CONDITIONS, SPECIFICATIONS & DRAWINGS

4.1 The tenderer shall indicate paragraph by paragraph for each section of the tender document that either his tender complies in every respect with the requirements of each clause and sub clause or if not, precisely how they differ from the requirements of the tender. In later case, the tenderer shall enclose a separate statement as per proforma given, indicating only the deviations for any clause or sub clause of Special Conditions of Contract, Instructions to Tenderers and Conditions of Tendering, Technical Specifications, Preamble etc. which he proposes with justifications for deviations proposed. The purchaser reserves the right to accept or reject these deviations and his decision thereon shall be final (see Form 5).

4.2 The equipment offered shall be in accordance with the drawings and specifications. Details of

variation from the drawings and specifications, if any, should be clearly indicated separately for each annexure with justification for deviations proposed. The Purchaser reserves the right to accept or reject these deviations and his decision thereon shall be final.

- 4.3 Firms should give details of similar works carried out giving details of the name of the project, date of award, length of the section, value of the contract, the original execution period and the actual execution time taken.

5 EARNEST MONEY/ BID GUARANTEE

- 5.1 The tenderer shall submit demand draft or Bankers cheque from any scheduled bank for the amount mentioned as below as earnest money in favour of RailTel Corporation of India Limited, Secunderabad, payable at Secunderabad.

Tender No RailTel/ Tender/OT/ SR/HQ/	Section	Tender Estimated Cost (In Rs)	EMD (In Rs)
2018-19/46	Nallapadu(NLPD)- Satulur(STUR)	64,40,173	1,28,900

- 5.2 The tenderers shall hold the offer open till such date as specified in Para 9 of this chapter. It being understood that the tender documents have been downloaded by the tenderer and the tenderer has been permitted to tender in consideration of the stipulation on his part that after submitting his tender he will not rescile from his offer or modify the terms and conditions thereof in a manner not acceptable to RailTel. If the tenderer fails to observe or comply with the foregoing stipulation, the aforesaid amount deposited as Earnest Money shall be liable to be forfeited by the RailTel.

5.3 The earnest money may be forfeited:

- 5.3.1 If a tenderer withdraws its tender during the period of tenders validity specified in Clause 9 of Instructions to Tenderers and Conditions of Tendering.
- 5.3.2 In the case of successful tenderer, if the tenderer fails to Sign the contract in accordance with clause 2 of Special Conditions of Contract.
- 5.3.3 To furnish performance guarantee in accordance with clause 3.1 of Special Conditions of Contract.
- 5.4 The earnest money of unsuccessful tenderer will be returned within reasonable time to the unsuccessful tenderer but the RailTel shall not be responsible for any loss or depreciation that may happen to the security for the due performance of the above stipulation to keep offer open for the period specified in the tender documents or to the Earnest Money while in their possession nor be liable to pay interest thereon.
- 5.5 If the tender is accepted, the amount of Earnest Money will be held as security deposit for due and faithful fulfillment of contract. The Earnest Money of successful tenderer will be returned after the Contract Performance Guarantee (Security Deposit) as required under para 3 of Special Conditions of Contract is furnished and formal contract duly signed is received by the purchaser.
- 5.6 Any tender not accompanied by Earnest Money in the approved forms as mentioned in para 5 above will be **summarily rejected**.*.

- 5.6.1 * Firms registered with NSIC or any other body specified by Ministry of MSME for the tendered supply/work/service is exempted from submission of EMD. **These exemptions shall be applicable provided firms are registered with NSIC/MSME for tendered item/work and registration is current and valid.** Firms claiming these exemptions are required to submit along with their offer, a copy of their current and valid NSIC/MSME registration certificate for the tendered item/work, otherwise their offer would not be considered.

* **The firm has also to submit a declaration along with tender bid stating that: "I/We am/are a Micro and Small Enterprise registered from ----- (body approved by Ministry of MSME) with registration no -----and terminal validity up to .----- ----for similar service contracts" and details as per table below:**

Declaration of Tenders awarded under NSIC/MSME

S No	No. of Tenders participated in current FY: 2018-19 with NSIC/MSME	No. of Tenders Awarded in current FY: 2018-19 with NSIC/MSME	Details of awarded tenders		
			Tender No & Date	Name of Work/Stores/Services	Value in Rs.

It may please be noted that supporting documents as above to be submitted i.e. copy of NSIC/MSME, declaration and details as per above table. Offers without above will be treated as in valid and summarily rejected.

5.7 If the tenderer deliberately gives wrong information in his/her tender or creates such circumstances for the acceptance of his/her tender, then RailTel reserves the right to reject such tender at any stage. In case credential certificate(s) submitted by the contractor are found to be incorrect, action will be initiated as specified at below clause no. 16.

5.8 If a Tenderer expires after the submission of his tender or after the acceptance of his tender, the RailTel shall deem such tender as cancelled. If a partner of a firm expires after the submission of their tender or after the acceptance of their tender, the RailTel shall deem such tender as cancelled, unless the firm retains its character

6 SUBMISSION OF OFFERS

6.1 All offers in the prescribed forms should be submitted before the time and date fixed for the receipt of the offers. Offers received after the stipulated time and date will be summarily rejected.

6.2 In case the date of opening happens to be a holiday, the tender will be received and opened at the same time on the **next working day**.

6.3 All offers shall be either type written or written neatly in indelible ink in English. Each page of the offer must be numbered consecutively. A reference to total number of pages comprising the offer must be made at the top right hand corner of the top page. The supporting documents should be submitted either in original or duly signed by the authorized signatory of the tenderer. The original documents shall be produced for verification when called for.

6.4 All copies of the tender papers shall be signed by the tenderer, on each page including closing page in token of his having studied the tender papers carefully.

6.5 RATES IN FIGURES & WORDS:-

6.5.1 All prices and other information like discounts etc., having a bearing on the price shall be written both in figures and in words in the prescribed offer form. In case of difference in words and figures the amount written in words will be taken in to consideration.

6.5.2 In the event of any discrepancy between unit rate and total cost, the value shown in unit rate will be taken for evaluation purpose.

6.5.3 In case the schedule of requirement quoted by tenderer is incomplete with reference to tender document, the offer is liable to be rejected.

6.6 ATTESTATION OF ALTERATION: No scribbling is permissible in the tender documents. Tender containing erasures and alterations in the tender documents are liable to be rejected. Any correction made by the tenderer/tenderers in his/their entries must be signed (not initialed) by him/them.

6.7 The bid shall consist of the following:

- i) Offer letter complete. (Form No.1)
- ii) Schedule of works (i.e., Schedule of Requirements) with rate and total amount duly signed by the tenderer in figures and words.
- iii) Earnest Money in prescribed form
- iv) Constitution of Firm and Power of Attorney (refer below clause no 7)
- v) Clause wise compliance to tender conditions & statement of deviations (Para 4). Form No.5
- vi) Similar works executed or under execution. Form No. 10
- vii) User's Certificate Form No. 2
- viii) Any other information desired to be submitted by the tenderer.
- ix) Complete tender document duly signed in all pages including above
- x) Each and every page of bid should be signed by authorized representative of the firm. Power of attorney in favour of the signatory duly authorizing the signatory shall be enclosed in the bid**

7. CONSTITUTION OF FIRM AND POWER OF ATTORNEY

- 7.1 Any individual(s) signing the tender or other documents connected therewith should specify whether he is signing: -
- (a) As sole proprietor of the concern or as attorney of the sole proprietor;
 - (b) As a partner or partners of the firm;
 - (c) As a Director, Manager or Secretary in the case of Limited Company duly authorized by a resolution passed by the Board of Directors or in pursuance of the authority conferred by Memorandum of Association
- 7.2 In the case of a firm not registered under the Indian Partnership Act, all the partners or the attorney duly authorized by all of them should sign the tender and all other connected documents. The original Power of Attorney or other documents empowering the individual or individuals to sign should be furnished to the Purchaser for verification, if required.
- 7.3 The RailTel will not be bound by Power of Attorney granted by the tenderer or by the changes in the composition of the firm made subsequent to the execution of the contract agreement.
- 7.4 In case where the Power of Attorney partnership deed has not been executed in English, the true and authenticated copies of the translation of the same by Advocate, authorized translators of Courts and Licensed Petition Writers should be supplied by the Contractor(s) while tendering for the work.
- 7.5 The duly notarized Power of Attorney, Partnership Deed, Memorandum of Joint Venture as the case may be in original or duly signed.
- 8. UNIT /PERCENTAGE PRICES:** The unit/percentage prices should be quoted by the Contractor after taking all the relevant factors into consideration and these should be Firm and all-inclusive without any variation clauses. The prices shall be quoted in rupees for the units under metric system. Reference may be made Special Conditions of Contract (Chapter II Section II). The prices shall be inclusive of all taxes and statutory payments.
- 9. VALIDITY OF OFFER PER TENDER:** The tenderer shall keep the offer open for a minimum period of 30 (Thirty) days, from the date of opening of tender. Within that period the tenderer cannot withdraw his offer subject to the period being extended further, if required, by mutual agreement from time to time. Any contravention of the above condition will make the tenderer liable for forfeiture of his Earnest Money.

- 10. RATES DURING NEGOTIATION:** The tenderer/s shall not increase his/their quoted rates in case the RailTel Administration negotiates for reduction of rates. Such negotiations shall not amount to cancellation or withdrawal of the original offer and the rates originally quoted will be binding on the tenderer/s.
- 11. PERIOD OF COMPLETION AND TIME PROGRESS GRAPH:** The works/work are/is to be completed within a period as mentioned in preamble at para 9.
- 12. NON-TRANSFERABILITY AND NON-REFUNDABILITY:** The tender documents are not transferable. The cost of tender document is not refundable.
- 13. ERRORS, OMISSIONS & DISCREPANCIES:** The Contractor(s) shall not take any advantage of any misinterpretation of the conditions due to typing or any other error and if in doubt shall bring it to the notice of the Engineer without delay. In case of any contradiction only the printed rules, and books should be followed and no claim for the misinterpretation shall be entertained.
- 14. WRONG INFORMATION BY TENDERER:** If the tenderer/s deliberately gives/give wrong information in his/their tender which creates/create circumstances for the acceptance of his/their tender the RailTel reserves the right to reject such tender at any stage.
- 15. QUALIFYING CRITERIA PER TENDER:**
- 15.1 General: all the supporting documents shall be self attested by Tenderer for their consideration.**
- 15.1.1 Qualifying criteria under this para lays down minimum acceptable qualifications in various areas to ensure that qualified bidder has necessary experience, technical expertise, equipments and financial and human resources to successfully complete the project. In case of a consortium bid the qualification document details etc. must be provided for each member of consortium.
- 15.1.2 If the tenderer proposes to buy any equipment from other suppliers/ sources, documents indicating the willingness to supply the equipment and provide technical support to the tenderer that may be required during installation, commissioning and warranty period and later on directly to the RailTel, shall be included in the tender.
- 15.1.3 The tenderer should submit the details of experience of similar works or services in the projects executed / under execution which should clearly bring out expertise in the equipment manufacture or installation etc. as per form no. 10.
- 15.1.4 For supply of critical materials, the contractor, if he is not a manufacturer, shall submit a certificate from the manufacturer, whose material he intends to supply, to the effect that the manufacturer is willing and capable to supply the material in time so as to enable the contractor to complete the work within the time frame mentioned in the contract.
- 15.1.5 The tenderer/s must submit along with his/their tender, certificates from the original user for whom the project was undertaken certifying the date of award of contract, date of completion, date of commissioning and the present working state of the system so established. The tenderer shall submit these certificates for all the projects that he has executed which only satisfy the minimum requirements in each case. **The certificates are to be submitted in original or their true copies duly signed by the tenderer to contain the information as per Form no. 2.**

15.2 Technical Capability: Tenderer must have completed works of similar nature, as indicated in para 16 below, successfully and satisfactorily of values as indicated below:

15.2.1 Tenderer must have completed successfully and satisfactorily at least one single similar work costing not less than 35 % of the advertised tender value of work during the preceding three financial years (i.e. current financial year and three previous financial years). Offers not accompanied by user certificates as per Form no 2, will not be considered.

15.3 Financial:

15.3.1 The total contract amount received by the tenderer during the last three financial years including current financial year as per Audited balance sheet should be a minimum of 150% of advertised Tender Value of work. Offers not accompanied by Audited balance sheet will not be considered

Plant & machinery: The tenderer should furnish the details of the machinery and plant to be deployed, in case the tenderer plans to use mechanized trenching.

16. MEANING OF SIMILAR WORKS: Works similar to the scope of work as contained in this tender shall mean that

“Trenching, Blowing of OFC through HDPE Duct, splicing and testing of OFC”

Or

“Laying of Quad Cable, Jointing and Testing”

should form sizable part of the total work executed for Govt. / public Sector or for reputed private sector telecom service providers/Infrastructure Provider.

16.1 System of Verification of Tenderer’s Credentials:

- i. The tenderer shall submit along with the tender document, documents in support of his/their claim to fulfil the eligibility criteria as mentioned in the tender document. Each page of the copy of documents/certificates in support of credentials, submitted by the tenderer, shall be self-attested/digitally signed by the tenderer or authorized representative of the tendering firm. Self-attestation shall include signature, stamp and date (on each page). **Only those documents which are declared explicitly by the tenderer as “documents supporting the claim of qualifying the laid down eligibility criteria”, will be considered for evaluating his/their tender**
- ii. **The tenderers shall submit a notarized affidavit in original** on a non-judicial stamp paper stating that they are not liable to be disqualified and all their statements/documents submitted along with bid are true and factual. Standard format of the affidavit to be submitted by the bidder is enclosed as Annexure-A/Form No.11. Non submission of an affidavit by the bidder shall result in summary rejection of his/their bid. And It shall be mandatorily incumbent upon the tenderer to identify, state and submit the supporting documents duly self attested by which they/he is qualifying the Qualifying Criteria mentioned in the Tender Document. It will not be obligatory on the part of the RailTel to scrutinize beyond the submitted document of tenderer as far as his qualification for the tender is concerned.
 - a) **The RailTel reserves the right to verify all statements, information and documents submitted by the bidder in his tender offer, and the bidder shall, when so required by the RailTel, make available all such information, evidence and documents as may be necessary for such verification. Any such verification or lack of such verification, by the RailTel shall not relieve the bidder of its obligations or liabilities here under nor will it affect any rights of the RailTel**

thereunder.

- b) **In case of any wrong information submitted by the tenderer, the contract shall be terminated, Earnest Money Deport (EMD), Performance Guarantee (PG) and Security Deposit (SD) of contract forfeited and agency barred for doing business on entire RailTel for 5 (five) years.**

17. SYSTEM PERFORMANCE GUARANTEE: The tenderer shall give unqualified and unconditional guarantee that when the equipment / material supplied by him is installed and commissioned at site, it shall achieve the desired objective and that in the event of performance of the system when installed not complying with the end objective or with the specifications, he shall provide further inputs to enable the RailTel to realize the end objectives with full compliance of the specifications contained in these documents. No additional payment will be made to the contractor for supply of any additional goods and service required in this regard.

18. AUTHORITY OF ACCEPTANCE: The authority for the acceptance of the tender rests with the Purchaser. The tenders received will be evaluated by the Purchaser to ascertain the best acceptable tender in the interest of the Purchaser.

However, the purchaser shall not be bound to accept the lowest or any tender or to assign any reason for non-acceptance or rejection of a tender. The purchaser reserves the right to accept any tender in respect of the whole or any portion of the work specified in the tender paper or to sub-divide the work among different Tenderers or to reduce the work or to accept any tender for less than the tendered quantities without assigning any reason whatsoever.

19. AGREEMENT: The successful tenderer/s shall be required to execute an agreement with the representative of RailTel for carrying out the work according to the tender documents as indicated in para 2 of Special Conditions of Contract (Section II Chapter II).

20. TENDERER'S ADDRESS: Tenderer shall state in the tender his postal address fully and clearly. Any communication sent to the tenderers by post at his said address shall be deemed to have reached the tenderer duly & timely, notwithstanding the fact that the communication could not reach the tenderer at all or in time for whatever reason. Important documents shall be sent by Registered Post.

21. EVALUATION OF OFFER

The authority for the acceptance of the tender rests with the Purchaser. The tenders received will be evaluated by the Purchaser to ascertain the best acceptable tender in the interest of the Purchaser.

However, the purchaser shall not be bound to accept the lowest or any tender or to assign any reason for non-acceptance or rejection of a tender. The purchaser reserves the right to accept any tender in respect of the whole or any portion of the work specified in the tender paper or to sub-divide the work among different tenderers or to reduce the work or to accept any tender for less than the tendered quantities without assigning any reason whatsoever.

22. AMENDMENT OF TENDER DOCUMENT

22.1 RailTel may modify the Tender Document by issuing ADDENDA/CORRIGENDA

22.2 Tenderers are advised to submit the tender well in advance before the stipulated time. It is the responsibility of the Tenderer to check any correction or any modifications (addenda/corrigenda) published subsequently Web site and the same shall be taken into account while submitting the tender. No addenda/corrigenda will be issued within 15 days of the date of tender opening.

- 22.3 To give prospective bidders a reasonable time to take ADDENDUM/CORRIGENDUM into account in preparing their bids, the RailTel may at their discretion extend as necessary, the deadline for submission of Tender document.
- 22.4 The materials that shall be handed over to the Contractor at any time for execution of work shall depend upon the particular item of work in the schedules to be done at a particular time and also the progress of work. The contractor shall furnish Indemnity Bond for a sum equal to the cost of materials proposed to be taken by him. The quantity of materials that shall be given by the RailTel at any time shall not exceed the value of Indemnity Bond that is furnished by the Contractor.
- 22.5 Materials issued to the contractor shall be used solely and economically for the purpose of work covered by this contract only. The materials shall be used in such quantities and proportions as are indicated in Schedule or in the relevant specifications or drawings or as approved by the Engineer whose decision thereon shall be final. Wastage or damage to such materials in any manner shall be avoided.
- 22.6 The contractor shall be liable to render fully accountable for all the materials issued by the RailTel. If any quantity of RailTel materials is consumed in excess or wasted or damaged or lost or otherwise not satisfactorily accounted for, recovery shall be made from the contractor at twice the issued rate prevailing at the time of last issue of the materials consumed in excess or wasted or damaged or lost or not satisfactorily accounted for.
- 22.7 If at any time any materials which the contractor would normally have to arrange for himself is supplied by the RailTel either at the contractor's request or suo-moto in order to prevent possible delay in the execution of the work due to contractor's inability to make adequate arrangements for the supply therefore or otherwise, such materials will be made available to the contractor in the RailTel's Stores Depot at Secunderabad as required for the work. All handling, subsequent thereof will be at the contractors responsibility. Recovery of the cost of such supply will be made from the contractor's bills, as per extant rules of the RailTel. Any demurrage or other charges due on account of detention of wagons in loading or unloading will also be recovered from the Contractor.
- 22.8 If the materials mentioned in schedules, however not available in RailTel and /or decide not to supply the same, whatever be the reason, the RailTel shall not be bound to arrange for the supply nor will this fact be accepted as an excuse for delay in the execution of the work by the contractor.
- 22.9 The quantities indicated in the schedules are approximate and will only support to convey to the contractor an idea of the magnitude of the work. The rates mentioned in Schedules are deemed to hold good for any increase in quantities up to 25%. The description of items is given as a guide and approximately only and is subject to variation according to the needs of the RailTel. The RailTel accepts no responsibility for their accuracy. Further, the RailTel does not guarantee work under each item of the Schedule.
- 22.10 Materials shall be issued to the contractor or his representative at specific depot of the stores on Production of identity card with photograph or authorization letter issued by this office. Also indemnity bond on non-judicial stamp paper of Rs 100/- as per Performa given in Form No-6 of Chapter V will be executed and submitted to the Section Engineer in charge.

SECTION- II
CHAPTER - 2

Special Conditions of Contract I N D E X

Para Subject

1. Tender Document
2. Agreement
3. Security Deposit
4. Contractor's Office & Stores depot
5. Use of Railway Land
6. Program of work.
7. Competent Supervisors
8. Test & Measuring Instruments, Special tools & Installation Material
9. Stores to be supplied by contractor
10. Supply of Technical Literatures, Documentation Drawings & Completion Plan etc.
11. Quality assurance
12. Inspection of materials
13. Inspection of works
14. Quantum of work and variation in Quantities
15. Subletting and assignment
16. Execution of works
17. Maintenance of works
18. Clearance of site
19. Provisional Acceptance
20. Placing in Service & Maintenance Supervision
21. Final Acceptance
22. Warranty
23. Infringement of Patents
24. License as per Govt. of India Contract Labour Act
25. Defaults and Delays
26. Loss Sustained Due to Default and Delay
27. Penalty for Delay in Completion
28. Adherence of time schedule
29. Contractors liabilities for Costs and Damages
30. Unit prices
31. Measurement of works
32. meaning and interpretation by RailTel to be final
33. Terms of Payments
34. On account payment
35. Final Payments
36. Final Settlement
37. Certificate for MODVAT BENEFITS on bills
38. Deductions from On Account Payment Bills
39. Taxes
40. Insurance
41. Force Majeure Clause
42. Settlement of dispute and Arbitration
43. Termination of Contract

SPECIAL CONDITIONS OF CONTRACT

1. TENDER DOCUMENTS

1.1 The goods and works/services required, bidding procedure and contract terms are prescribed in the tender documents. The set of tender documents issued for the purpose of bidding includes the following together with any addendum and corrigendum thereto.

Section-I: Preamble along with schedule of requirements, annexure etc.

Section-II: I) Instructions to tenderers and conditions of tendering.

II) Special conditions of contract.

III) Forms of Tender and annexure etc.

Section-III: Technical specifications and drawings etc.

1.2 If the Tender submitted by a Tenderer is accepted and the contract awarded to the Tenderer the various works coming under the purview of the contract shall be governed by tender documents mentioned above.

1.3 Any special conditions stated by the Tenderer in the covering letter submitted along with the tender shall be deemed to be a part of the Contract to such extent only as have been explicitly accepted by the RailTel.

2. AGREEMENT

The successful Tenderer shall within 30 days after having been called upon by notice to do so be bound to execute an agreement based on accepted rates and conditions, in such form as the RailTel may prescribe, and lodge the same with the RailTel together with the conditions of contract, specifications and Schedule of prices referred to therein duly complete. The form for agreement is included in Section II, Chapter III (Form No.3).

3. SECURITY DEPOSIT

3.1.1 The security deposit amount will be equal to 5% of contract value for due fulfillment of the contract.

3.2 The Earnest Money already paid by the successful Tenderer (see Clause 5 Chapter-I Section-II Instructions to Tenderers and Conditions of Tendering) will be adjusted towards payment of this Security deposit

3.3 Balance amount towards SD shall be recovered from the contractor's "on account" bills as under:

(a) The rate of recovery should be at the rate of 10% of the bill amount till 5 % contract value is achieved.

(b) Security Deposit shall be shall be released after satisfactory completion of the warranty period (clause no 22) and on issue of Final acceptance certificate (FAC).

(c) No interest will be payable upon the Earnest Money and Security Deposit

3.4 CONTRACT PERFORMANCE GUARANTEE (PG)

3.4.1 On receipt of the Letter of Acceptance of Tender from the RailTel, the successful Tenderer should give a Performance Guarantee in the form of irrevocable bank guarantee from any Nationalized Bank or Scheduled Bank in the Form given in Tender document amounting to **5% of the contract value.**

- 3.4.2 The Instruments for Performance Guarantee should be valid for three months beyond the Completion period

Note: A separate advice of the BG will invariably be sent by the BG issuing bank to the RailTel's bank through SFMS and only after this the BG will become acceptable to RailTel. It is therefore in own interest of bidder to obtain RailTel's bank IFSC code, its branch and address and advise these particulars to the BG issuing bank and request them to send advice of BG through SFMS to the RailTel's Bank

- 3.4.3 The successful tenderer shall have to submit a Performance Guarantee (PG) within 30 (thirty) days from the date of issue of Letter of Acceptance (LOA). Extension of time for submission of PG beyond 30 (thirty) days and up to 60 days from the date of issue of LOA may be given by the Authority who is competent to sign the contract agreement. However, a penal interest of 15% per annum shall be charged for the delay beyond 30 (thirty) days, i.e. from 31st day after the date of issue of LOA, a notice shall be served to the contractor to deposit the PG immediately (however not exceeding 60 days from the date issue of LOA). In case the contractor fails to submit the requisite PG even after 60 days from the date of issue of LOA, the contract shall be terminated duly forfeiting EMD and other dues, if any payable against that contract. The failed contractor shall be debarred from participating in re-tender for that work.
- 3.5 Performance Guarantee shall be released after satisfactory completion of the completion period. On completion of work and issue of final Provisional Acceptance Certificate, the PBG submitted in the form of BG / Demand Draft will be returned / refunded to the contractor after adjustment of any dues payable by the contractor.
- 3.5.1 Wherever the contracts are rescinded, the security deposit should be forfeited and the Performance Guarantee shall be en-cashed by RailTel.
- 3.5.2 The balance work shall be got done independently by RailTel.
- 3.5.3 The original contractor shall be debarred from participating in the tender for executing the balance work. If the failed contractor is a Joint Venture (JV) or a partnership firm, then every member/partner of such a firm would be debarred from participating in the tender for the balance work either in his/her individual capacity or as a partner of any other JV/partnership firm.

4. **CONTRACTOR'S OFFICE & STORES DEPOT:** The Contractor shall within ten days of issue of letter of acceptance of tender establish an office and store depot at a convenient place for receiving and storing equipments and materials and progressing field work expeditiously in consultation and with the approval of the purchaser's Engineer. He shall intimate the purchaser's Engineer address thereof to which all correspondence should be sent. Any communication sent to the contractor by post at his said address shall be deemed to have reached the contractor duly and in time. Important documents shall be sent by Registered post.

5. **USE OF RAILWAY LAND:** Use of Railway land required by the Contractor for construction of temporary offices, quarter(s), hutments etc. for the staff and for storing materials etc., will be permitted to him/them subject to approval by Railways, if available at the charges prescribed by the Railways. The land will be restored to Railways by the Contractor(s) in the same condition as when taken over or in vacant condition as desired by the Engineer after completion of the work or at any earlier day as specified by the Engineer. Failure to do so will make the Contractor(s) liable to pay the cost incurred by the Railway for getting possession of land.

6. PROGRAMME OF WORK

6.1 The Contractor shall have necessary resources to execute the work so that the entire work is completed within a period as mentioned in the preamble from the date of issue of Letter of Acceptance of the tender. He shall also have necessary resources to take up the work simultaneously at more than one independent place in order to expedite the completion of work.

6.2 Within a period of seven days beginning from the date of issue of Letter of Acceptance/PO of Tender the Contractor shall submit the detailed time Schedule for the execution of work based on the conditions in consultation with RailTel to the authority mentioned in the Preamble and approved by the later in writing before commencement of the work.

6.3 The Contractor shall be held responsible for the execution of the work according to the Program given above in full compliance of the various clauses of the Technical specifications, instructions / drawings etc. Failure to comply with any of these will be dealt with as per provision laid down in Conditions of Tendering.

6.4 Approach roads, where ever available can be used for carting materials. While RailTel may facilitate the contractor for getting approval from the Railways, if required, for carting the material to the site, the responsibility for ensuring that the material reaches the site in time, lies entirely with the contractor. The contractor has to bear the necessary expenses for carting the material to the site.

6.5 The contractor will program his work in such a manner so as not to interfere in the working and movement of trains.

7. COMPETENT SUPERVISORS: The Contractor shall place and keep competent representatives/Supervisors /Engineers as his representative on the works who will be authorized to receive and acknowledge materials issued by the RailTel and take all orders issued by the RailTel. The said representatives shall be present at site during working hours and any written orders or instructions which the purchaser's Engineer may give to the said representatives of the contractor shall be deemed to have been duly given or communicated to the contractor.

8. TEST & MEASURING INSTRUMENTS AND SPECIAL TOOLS ETC.

8.1 Special tools & instruments required for installation and commissioning of the work as detailed in preamble shall be arranged by contractor at his own cost.

8.2 All tests and measuring instruments and other arrangements required for carrying out all the acceptance tests etc shall be provided by the contractor at his own cost.

9. STORES TO BE SUPPLIED BY CONTRACTOR: All materials required for the execution of the contract shall be arranged and supplied by the Contractor as detailed in the scope (Preamble) so as to realize the end objective. The supply of equipments and materials shall also include required installation and other materials and documents etc which may not be specifically mentioned herein but which are usually necessary for completing the work in all respects.

10. SUPPLY OF TECHNICAL LITERATURES, DOCUMENTATION, DRAWINGS, INSTRUCTION BOOK & COMPLETION PLANS ETC: The supply of equipment and materials shall include supply of two sets of printed documents from original equipment manufacturers for each equipment.

11 QUALITY ASSURANCE: In the event of RailTel waving off the inspection, the quality assurance department of the manufacturer shall carry out all the tests as per the specification and issue a certificate indicating clearly the test results and the adherence to the technical specifications. This is without prejudice to the purchaser's right to accept or reject the supplies if not found in conformity to its requirement

12 INSPECTION OF MATERIALS

12.1 All equipments materials fittings and components will be subject to inspection by the purchaser or his representative at the manufacturer's factory/tenderer works before dispatch and no materials shall be dispatched until these are inspected and/or approved. The materials may also be inspected by the purchaser or his representative again at the contractor's depot.

12.2 All materials shall be procured from the manufacturers of repute/their-authorized dealers. Such materials are to be accepted by the Engineer. The Contractor may be required to produce test certificate from the manufacturer wherever called for by the Engineer.

12.3 The cost of equipment and materials, all tests and/or analysis performed for inspection shall be borne by the Contractor.

12.4 The inspection charges, if any, payable to the purchaser's representative for carrying out the inspection shall be borne by the purchaser.

13. INSPECTION OF WORKS: The Engineer or his representative may inspect and test the various portions of the work at all stages and shall have full power to reject all or any portion of the work that he may consider to be defective or inferior in quality of materials, workmanship or design in comparison to what is called for in the specification. In the event of rejection of any work already executed and not in accordance with specification as in this tender and/or as determined by the Engineer or which the Contractor has been apprised, the Contractor shall carry out alterations/replacements to such works to the satisfaction of the Engineer for which no additional expenses will be borne by the RailTel.

14. QUANTUM OF WORK AND VARIATION IN QUANTITIES

The quantities indicated in Schedule of Requirements are approximate and purport to convey the tenderer an idea of the magnitude of the work. The Purchaser reserves the right to increase or decrease by up to 25 % of the quantity of goods and services specified in the Schedule of Requirement without any change in unit price of the ordered quantity or other terms and conditions. For variation beyond +25%, negotiation will be conducted. However, for variation beyond (+) 25%, the rates shall be negotiated

15. SUBLETTING AND ASSIGNMENT: No sub-contracts are permitted

- a.** The **Contractor** shall not sub-contract any part or the whole of the work, without the prior consent of RAILTEL. The **Contractor** may sub-contract parts of the contract, if necessary and in the interest of the project and only to sub- Contractors approved in advance in writing by RAILTEL. The **Contractor** shall be responsible for transmitting specifications and pertinent data to sub- Contractors and ensuring full compliance by them. In such cases even if written permission is given, it shall not relieve the **Contractor** from his obligations under the contract and he shall be fully responsible for all supplies / work done by his sub-Contractors. The **Contractor** shall also be exclusively responsible for the effective planning and co-ordination of the work from sub-Contractors. to ensure proper integration with all works.
- b.** It shall be as per the specifications of **RAILTEL** and **RAILTEL** shall have sole discretion to withdraw its consent and have the remaining part performed or executed by any other party of RAILTEL's choice.
- c.** Notwithstanding anything contained herein, RAILTEL shall have sole discretion to nominate sub-contractors for specialized activities/works or even for part of specified works, before or during the course of Work, wherever required in the opinion of RAILTEL on account of slow progress, poor quality or Contractor's lack of sufficient mobilization.

16. EXECUTION OF WORK: All the works shall be executed in strict conformity to the provisions of the contract document and with such explanatory detailed drawings, specifications and instructions as may be approved from time to time based on detailed design and engineering carried out by contractor in line with requirements as per contract document. The contractor shall be responsible for ensuring that the work throughout are executed in the most substantial, proper and workmanlike manner with the quality of material and workmanship in strict accordance with the specifications and as per sound industrial practices and to the entire satisfaction of the RailTel.

17. MAINTENANCE OF WORKS: The contractor shall at all times during the progress and continuance of the works and also for the period of maintenance specified in the tender form and after the date of passing of the certificate of completion by the RailTel's representative or any other earlier date subsequent to the completion of the works that may be fixed by RailTel's representative be responsible for and effectively maintain and uphold in good, substantial, sound and perfect condition all and every part of the works and shall make good from time to time and at all times, as often as the RailTel's representative shall require, any damage or defect that may, during the above period, arise in or be discovered or be in any way connected with the works provided that such damage or defect is not directly caused by errors in the contract documents, act of providence or insurrection or civil riot and the contractor shall be liable for and shall pay and make good to the RailTel or other persons legally entitled thereto whenever required by the RailTel's representative so to do, all losses, damages, costs and expenses they or any of them may incur or be put or be liable to, by reason or inconsequence of the operations of the contractor or his failure in any respect.

18. CLEARANCE OF SITE: At the end of the work at each location the Contractor shall as a part of his Contractual obligation leave the area completely neat and clean.

19. PROVISIONAL ACCEPTANCE

19.1 Immediately after the completion of the work at each block section or after completion of work in a Zonal Rly/Division hereinafter referred as sub-section the contractor shall certify and advise the purchaser in writing that the installation is (i) complete (ii) ready for satisfactory commercial service and (iii) ready to be handed over.

19.2 The test or tests specified in Technical supplement (section III) will be conducted jointly by purchaser and contractor as soon as possible after receipt of advice of completion of one sub - section by purchaser from the contractor. The test schedule shall be finalized by mutual discussion between the contractor and M/S RailTel Corporation of India Limited, Secunderabad. Any component, modules, sub assemblies or equipment failing during the commissioning test shall be replaced/repared free of cost by tenderer.

19.3 Purchaser's Engineer shall issue a **Provisional Acceptance certificate** for successful commissioning of entire section in the tender covering all materials and works/services included in the Schedule of works after the final acceptance test as per the approved test procedures enumerated under para 3.26 of chapter 3 i.e. specification, have been completed and the performance has been found to meet the specifications. RailTel's decision in this respect shall be final. The Provisional Acceptance Certificate shall be signed by both the parties. The period of maintenance of works shall commence from the date of issue of last Provisional Acceptance Certificate.

20. PLACING IN SERVICE & MAINTENANCE SUPERVISION

20.1 After the work has been completed & placed in service and Provisional Acceptance certificate issued by Purchaser's Engineer, the contractor shall be responsible for proper maintenance supervision of the work for a **period of twelve months** from the date of commissioning.

For this purpose he shall prepare a maintenance plan and make available the works/services of qualified maintenance engineer stationed at the location approved by Purchaser's Engineer who will guide and supervise the work of RailTel maintenance staff. The maintenance engineer of the tenderer will visit the total installation at least once in a month.

20.2 The Contractor shall inspect all trenches after first monsoon and shrinkage etc. shall be refilled and rammed & trench surface brought to the original. No extra charge shall be payable for the same.

20.3 During this period of maintenance supervision if any lacuna is noticed in the functioning, as a result of any work, the contractor free of cost will rectify the same. During such rectification if any faulty materials need replacement or repair, they shall be provided by the contractor from the set of materials that the contractor should bring to the site of installation in addition to all the materials to be supplied against this contract.

21. FINAL ACCEPTANCE

21.1 The final acceptance of the works completed shall take effect from the date of expiry of the period of maintenance supervision as defined above or the expiry of the last of the respective period of maintenance supervision of various sub-sections for which Provisional Acceptance Certificates are issued or brought into commercial operation, provided in any case that the contractor has complied fully with his obligations in respect of each item under the contract.

21.2 Notwithstanding the issue of Final Acceptance Certificate the contractor and the purchaser (subject to Sub Clause as above) shall remain liable for fulfillment of any obligation incurred under the provision of the contract prior to the issue of Final Acceptance Certificate which remains unperformed at the time such certificate is issued and for determining the nature and extent of such obligation the contract shall be deemed to remain in force between the parties hereto.

22. WARRANTY

22.1 The work carried out and equipment supplied by the Contractor shall be guaranteed against the defects for a period of **One Year** from the date of issue of Provisional Acceptance Certificate. The contractor shall provide comprehensive warranty maintenance for all the items supplied and work carried out by him against this tender.

22.2 The replacement of defective materials supplied by contractor at site shall be undertaken by RailTel. However, incase RailTel representative is unable to rectify the defects, maintenance engineers of the contractor shall go to the site immediately on receipt of the intimation to assist RailTel representative for diagnostic and rectification of the fault. RailTel shall not bear any expenditure for any such traveling or during the maintenance and warranty period.

22.4 During the free warranty maintenance period contractor should stabilize the working of the system. RailTel has the right to extend the period of supervision of the maintenance free of cost till the system stabilizes and works satisfactorily for a reasonable period of time. If during the time any equipment etc. is to be added or deficiencies are to be rectified to make the system work trouble free the same also will have to be done by the contractor free of cost as to make good all the deficiencies.

23. INFRINGEMENTS OF PATENTS:

(a) The Contractor is forbidden to use any patents or registered drawings, processes or patterns in fulfilling his contract without prior consent in writing of the owner of such patents, drawings, patterns or trade marks except where these are specified by the Purchaser himself. Royalties where payable for the use of such patented processes, registered drawings or patterns shall be borne exclusively by the Contractor. The Contractor shall advise the Purchaser of any proprietary rights that may exist on such processes, drawings or patterns, which he may use of his own accord.

(b) In the case of patents taken out by the Contractor of the drawings or patterns registered by him or of those patents, drawings or patterns for which he holds a license, the signing of the contract automatically gives the Purchaser the right to repair by himself the purchased articles covered by the patent or by any person or body chosen by him and to obtain from any sources he desires the component parts required by him for carrying out the repair work. In the event of infringement of any patent rights due to above action of the Purchaser he shall be entitled to claim damages from the Contractor on the grounds of any loss of any nature which he may suffer e.g. in the case of attachment because of counterfeiting.

24. LICENSE AS PER GOVT. OF INDIA CONTRACT LABOUR ACT: The Contractors are required to produce license as enjoined in the Government of India Contract Labour (Regulation and Abolition) Act (1978) with latest amendments, if any. They shall not be allowed to undertake or execute any work through contract Labour except under and in accordance with a license issued under the said Act in that behalf by the authorized licensing Officer.

24.1 Labour Cess: The tenderers, for carrying out any construction work, must get themselves registered with the Registrar Officer under section-7 of the Building and other Construction workers Act 1996 and rules made thereto by the concerned State Govt. and submit certificate of Registration issued from the Registering officer of the concerned State Govt. (Labour Dept). **As per this act, the tenderer shall be levied a cess@1% of cost of construction work, would be deducted from each bill. Cost of material when supplied under a separate schedule item, shall be outside the purview of cess**

25. DEFAULTS AND DELAYS: The Contractor shall execute the work with due diligence and expedition, keeping to the approved time schedule. Should he refuse or neglect to comply with any reasonable orders given to him in writing by the Purchaser's Engineers in connection with the work or contravene the provision of the Contract or the progress of work lags persistently behind the time schedule due to his neglect, the Purchaser shall be at liberty to give seven days notice in writing to the Contractor requiring him to make good the neglect or contravention complained of and should the Contractor fail to comply with the requisitions made in the notice within seven days from the receipt thereof, it shall be lawful for the purchaser to take the work wholly or in part out of the Contractor's hands without any further reference and get the work or any part thereof, as the case may be, completed by other agencies at the expense of the Contractor without prejudice to any other right or remedy of the Purchaser.

26. LOSS SUSTAINED DUE TO DEFAULTS AND DELAYS: In the event of any loss to the purchaser on account of execution and/or completion of the work or any part thereof by agencies other than the contractor, in terms of para above the contractor shall be liable to reimburse the loss to purchaser without prejudice to the other rights and remedies of the purchaser and the reimbursement in full or in part, as the case may be, shall be met at the option of the purchaser from out of all or any of the following sources viz:

- (a) i) Any amount due and payable to the contractor by the purchaser on any account whatsoever;
 - ii) The Contractor's security deposit in the hands of the purchaser as far as available, and;
 - iii) Any other assets whatsoever of the contractor;
- (b) In the event of re-imburement from out of sources (i) and/or (ii) above mentioned, the purchaser shall have the right of appropriation suomoto.

27. PENALTY FOR DELAY IN COMPLETION

27.1 The contractor fails to execute and complete the work within the time specified in the Agreement or within the period of extension granted the contractor shall accept reduction in the total amount payable to him by the purchaser at the rate of **0.5% per week or part thereof** (rounded off to the nearest whole number) of the total value of the contract for the actual delay occasioned beyond the appointed time by which the work shall have been completed under the contract.

27.2 The total value of penalty on account of above shall be **limited to maximum of 10% (Ten percent)** of the total contract value.

27.3 Such reduction shall be accepted by the purchaser in full satisfaction of the contractor's liability arising from delay only. This penalty for delay in completion will be applicable separately for each stage of completion of work when two or more stage of completion, are specified in the contract. The purchaser's engineer shall at his sole discretion specify a time limit within which the unfinished portion of the work shall be completed after serving on the contractor a notice of Purchaser's intention to recover the said penalty. In the event of failure of the contractor, the purchaser shall be at liberty to take action in accordance with provisions in Para 33 to 35.

NOTE: For purpose of this para the value of work shall be calculated on the basis of unit prices included in schedule of requirements.

27.4 Penalty for damaging the Railway Cable: For each case of damaging the Railway cable a lump sum amount of Rs.1.50 lakh (Rupees one lakh and fifty thousand) shall be imposed in the case of any cable cut/damage to railway cable. The penalty shall be multiple if it happens in multiples i.e. if cable is cut 2 times by the contractor, then the penalty imposed shall be Rs.3.00 lakh.

28 ADHERENCE OF TIME SCHEDULE

28.1 Timely completion of the work is the essence of the contract. Delay in execution will attract penalty in accordance with the provisions in above para 27.

28.2 If any delay as aforesaid shall have arisen from any cause which the Purchaser may agree as being a reasonable ground for extension of time the purchaser's engineer or his representative may allow such additional time as he may in his absolute discretion consider to be reasonably justified by the circumstances of the case. Such extensions shall be granted, on request from contractor, with liquidated damages in the Form No.9.

29 CONTRACTOR'S LIABILITIES FOR COSTS AND DAMAGES

29.1 WITHHOLDING AND LIEN IN RESPECT OF SUMS CLAIMED

a) Whenever any claim or claims for payment of a sum of money arises out of or under the contract against the contractor, the Purchaser shall be entitled to withhold and also have lien to retain such sum or sums in whole or in part from the security, if any, deposited by the contractor and for the purpose aforesaid the purchaser shall be entitled to withhold the said cash security deposit or the security, if any, furnished as the case may be and also have lien over the sum pending finalization or adjudication of any such claim.

b) In the event of the security being insufficient to cover the claimed amount or amounts or if no security has been taken from the Contractor, the Purchaser shall be entitled to withhold and have lien to retain to the extent of such claim amount or amounts referred to from any sum or sums found payable or which at any time thereafter may become payable to the Contractor under the same contract or any other department of the Central Government pending finalization or adjudication of any such claims.

c) It is an agreed term of the contract that the sum of money or moneys so withheld or retained under the lien referred to by the purchaser till the claim arising out of or under the contract is determined by the Arbitrator (if the contract is governed by the Arbitration clause) or by the competent court, as the case may be, and that the contractor will have no claim for interest of damages whatsoever on any account in respect of such withholding or retention under the lien referred to supra and duly notified as such to the Contractor.

d) For the purpose of this clause, where contractor is a partnership firm or a limited company, the

purchaser shall be entitled to withhold and also have a lien to retain towards such claimed amount or amounts in whole or in part from any sum found payable to any partner/limited company, as the case may be, whether in his individual company or otherwise.

30 UNIT / PERCENTAGE PRICES

30.1 Rate, Taxes & Duties

- i. The price quoted in the offer should be firm, fixed indicating the breakup and inclusive of all taxes & duties like import, custom, Anti Dumping, CGST,SGST, IGST, UTGST etc. The offer should be inclusive of packing, forwarding, freight up to destination, insurance charges.
- ii. Bidder shall issue a valid tax invoice to RailTel for availing proper credit of CGST,SGST, IGST, UTGST in case of award of contract. GST will not be reimbursed in the absence of valid tax invoice.
- iii. For all the taxable supplies made by the vendor, the vendor shall furnish all the details of such taxable supplies in the relevant returns to be filed under GST Act.
- iv. If the vendor fails to comply with any of the above, the vendor shall pay to purchaser any expense, interest, penalty as applicable under the GST Act.
- v. In case of incorrect reporting of the supply made by the vendor in the relevant return, leading to disallowance of input credit to purchaser, the vendor shall be liable to pay applicable interest under the GST Act to the credit of purchaser. The same provisions shall be applicable in case of debit/credit notes.
- vi. Tenderer shall quote all inclusive rates, but there shall be break up of basic price and all type of applicable taxes such as SGST,CGST, IGST, UT GST along with respective HSN/SAC code under GST Law (including tax under reverse charges payable by the recipient)
- vii. Wherever the law makes it Statutory for the purchaser to deduct any amount towards GST at sources, the same will be deducted and remitted to the concerned authority.
- viii. In regards to works contract, the tenderer should have registration no for GST in respective State where work is to be executed and shall furnish GST registration certificate along with Tender.
- ix. The imposition of any new tax and /or increase in the aforesaid taxes, duties levies after the last stipulated date for the receipt of tender including extensions if any and the bidder thereupon necessarily and properly pays such taxes/ levies / cess, the bidder shall be reimbursed the amount so paid, provided such payments, if any, is not, in the opinion of RailTel attributable to delay in execution of work within the control of bidder. The bidder shall, within a period of 30 days of the imposition of any such tax or levy or cess, give a written notice thereof to RailTel that the same is given pursuant to this condition, together with all necessary information including details of input credit relating thereto. In the event of non-payment/default in payment of any of the above taxes, RailTel reserves the right to with-hold the dues / payments of bidder and make payment to State / Central Government authorities as may be applicable. However, if the rates are reduced after the last stipulated date of tender, bidder has to pass on the benefits to RailTel.
- x. In case of imported equipment: Anti dumping duty if applicable on the equipment proposed to be supplied by OEM/Tenderer as per extant instructions of Ministry of Commerce/Finance Government of India has to be borne by the tenderer and shall be deducted from the amount payable to the bidder at the time of making payment to the firm, if this duty amount is paid to Custom Authority by RailTel.
- xi. Evaluation Criteria: inter se position of the offers will be determined on total unit rate on CIP destination basis which will include basic rate, custom duty GSST, SGST, IGST, GST, freight, insurance and any other charge or cost quoted by the tenderer, including GST payable. On reverse charge by RailTel, wherever applicable.

- XII. However, if the extension of contract period is on account of failure of contractor, no compensation shall be made towards upward revision or imposition of any new taxes. Any benefit on account of downward revision of duty either in original contract period or during the extended contract period shall be passed on by the contractor to RailTel**

Note: "In case the successful tenderer is not liable to be registered under CGST/IGST/UTGST/SGST Act, the RailTel shall deduct the applicable GST from his/their bills under reverse charge mechanism (RCM) and deposit the same to the concerned tax authority."

31 MEASUREMENT OF WORKS: Payments for the works shall be made in accordance with approved designs & drawings and measured in relevant units except where provided or otherwise. The measurements will be made generally in accordance with standard engineering practices.

32 MEANING AND INTERPRETATION BY RAILTEL TO BE FINAL: All measurement, method of measurement, meaning intent of specifications and interpretation of Special Conditions of Contract, given and made by the Purchaser or by the Purchaser's Engineer shall be final and binding.

33 TERMS OF PAYMENT:

33.1 All bills shall be submitted to the authority mentioned in Preamble.

33.2 Subject to any deductions or recovery which the RailTel may be entitled to make under contract, the Contractor will be entitled to be paid from time to time by way of 'on account payment' for supply of goods and 'progress payment' for works as in the opinion of the Engineer he has executed in terms of Contract.

34 PROGRESS PAYMENT FOR EXECUTION OF WORK

'Progress payment' shall not be claimed for the work more than twice in a calendar month. Progress payment can be made section wise after completion of all works required to be done.

"A Section is defined as a continuous stretch between two Railway Block Stations. Payments will be made as follows:

34.1 60% (Sixty percent) of the progress payment for completion of trenching, laying of HDPE duct, backfilling, and completing all protection works like, track crossing, L C Gate crossing, concreting, G.I/DWC/ protection on bridges and thus providing end to end connectivity of duct between two Railway Block stations in each section shall be paid after successful completion, joint measurement and testing to the satisfaction of Engineer-in-charge.

34.2 20% (Twenty percent) of the progress payment for completion of Blowing (including derivation cable), splicing and completion of all other balance works in each section shall be paid only after physical connectivity of all the 24 fibers as per specification is provided and commissioned and after successful completion, joint measurement and testing to the satisfaction of Engineer-in-charge.

34.3 Along with the 60% bill, video recording of complete trench taken as specified in para 21 in preamble & mentioned in schedule of requirement, shall be submitted without which, payment cannot be arranged.

34.4 Along with the 20% bill, Completion Certificate shall be issued by Engineer-In-Charge of section and supporting documents for Material utilized i.e. DWC/C Channel etc and as made drawings shall be submitted along with bill

34.5 On issue of PAC

15% (Fifteen percent) payment shall be made after the issue of Provisional Acceptance Certificate by RailTel engineer and submitting the required Documentation i.e. ABD i.e. As Built Drawing duly mapped with GPS etc (for OFC portion, acceptance of final as build drawings of complete section by RailTel engineer-in-charge)

35. Final Payment:

35.1 Final 5% (Five percent) payment shall be made on expiry of the warranty period and issue of the certificate of final acceptance of the entire installation by RailTel engineer-in-charge.

35.2 On the basis of Final Acceptance Certificate from the Purchaser's Engineer for all the works at all the locations covered in this contract and reconciliation of materials issued, the final bill for the balance payment for each item of work shall be submitted by the Contractor along with a clear 'No Claim Certificate'. The Provisional Acceptance Certificate shall be issued by the Purchaser's Engineer only when he has accepted the work wholly after conducting the acceptance tests as per the details given in the technical specification and supplement.

35.3 **VITIATION CLAUSE:** Quantities shown in the schedule are approximate and can vary depending on site conditions. If any vitiation arises on account of variation of quantities, the contractor shall not be paid more than the lowest rate obtained after working out with the final operated quantities

36. FINAL SETTLEMENT

On expiry of the warranty period and issue of the certificate of final acceptance of the entire installations, the PBG (Para 3) will be released to the Contractor after receipt of any dues payable by the contractor. (Else the PBG/SD will be forfeited to settle any amount due) and the balance amount shall be paid.

37. CERTIFICATE FOR MODVAT /VAT BENEFITS ON BILLS - deleted

38 DEDUCTION FROM ON ACCOUNT PAYMENT BILLS

(i) All costs, damages or expenses, which RailTel may have been paid or incurred which under the provisions of contract are Contractor's obligations will be deducted by RailTel from progress payment Bills/Invoice of Contractor, as and when it is understood that such an expense has been incurred or paid for.

(ii) All such claims of RailTel shall, however, be duly supported by appropriate and certified vouchers, receipts or explanations as are available to enable the Contractor to identify such claims.

39 TAXES

39.1 The Contractor and all personnel employed by him shall pay such taxes like Income Tax as are payable under statutory laws of India and the Purchaser **WILL NOT ACCEPT** any liability for the same.

39.2 Deduction of Income Tax at source as per provisions of Finance Act and Income Tax in force shall be made from the Contractor/Sub-Contractor and the amount so deducted may be credited to the Central Government.

39.3 Wherever the law makes it statutory for the Purchaser to deduct any amount towards Sales Tax on Works Contract, the same will be deducted and remitted to the concerned authority.

40 INSURANCE : deleted

40.1&40.2**INSURANCE OF MATERIALS & INSTALLATIONS:** deleted

41 FORCE MAJEURE CLAUSE: If at any time, during the continuance of this Contract, the performance, in whole or part, by either party, of any obligation under this contract shall be prevented or delayed by reason of any war, hostility, act of the public enemy, Civil Commotion, Sabotage, Fires, Floods, Earth quakes, explosions, strikes, epidemics, quarantine restrictions, lockouts, any statute, statutory rules/ regulations, order of requisitions issued by any Government Department or Competent Authority of acts of God here-in-after referred to as event) then provided notice of the happening of any such event is give by either party to the other within twenty one days from the date of occurrence thereof, neither party shall, by reason of such event, be entitled to terminate this Contract nor shall either party have any claim for damage against the other in respect of such non-performance or delay in performance, and the obligations under the Contract shall be resumed as soon as practicable after such event has come to an end or ceased to exist, PROVIDED FURTHER that if the performance in whole or part of any obligation under this Contract is prevented or delayed by reason of any such event beyond a period as mutually agreed to by the RailTel and the Contractor after any event or 60 days in the absence of such an agreement whichever is more, either party may at its option terminate the Contract provided also that if the contract is so terminated under this clause the RailTel may at the time of such termination take over from the Contractor at prices as provided for in the contract, all works executed or works under execution.

42 SETTLEMENT OF DISPUTE AND ARBITRATION

- 42.1 Any dispute or difference whatsoever arising between the parties out of or relating to the construction, meaning, scope, operation or effect of this contract or the validity or the breach thereof shall be settled by a sole arbitrator in accordance with provisions contained in Arbitration and Conciliation Act, 1996 as amended and the award made in pursuance thereof shall be binding on the parties. The venue of such arbitration or proceedings thereof shall be New Delhi.
- 42.2 All arbitration proceedings shall be conducted in English. Resources against any Arbitral award so rendered may be entered into court having jurisdiction or application may be made to such court for the order of enforcement as the case may be.
- 42.3 The Arbitral Tribunal shall consist of the sole Arbitrator if the value of claim is upto Rs. 10 Lakhs. The arbitrator will be appointed by the Chairman cum Managing Director of RailTel Corporation of India Ltd. If the value of claim or amount under dispute is more than Rs. 10 Lakhs, the matter shall be referred to the adjudication of arbitral council. Chairman cum Managing Director/RailTel shall furnish a panel of three names to the contractor, out of which the contractor will recommend one name to be his nominee and then Chairman cum Managing Director/RailTel shall appoint out of the panel, one name as RailTel's nominee and these two arbitrators with mutual consent appoint a third arbitrator who shall act as deciding. The award of the sole arbitrator or the Arbitral council, as the case may be, shall be final and binding on both the parties, i.e. Contractor and RailTel Corporation of India Ltd.
- 42.4 Each of the parties agree that no withstanding that the matter may be referred to Arbitrator as provided therein, the parties shall nevertheless pending the resolution of the controversy or disagreement continue to fulfill their obligation under this Agreement so far as they are reasonably able to do so

43 TERMINATION OF CONTRACT OWING TO DEFAULT OF CONTRACTOR

- 43.1 If the Contractor should:
 - (i) Become bankrupt or insolvent or
 - (ii) Make an arrangement with or assignment in favour of his creditors, or agree to carry out the contract under a committee of inspection of his creditors, or
 - (iii) Being a Company or Corporation, go into liquidation (other than voluntary Liquidation for the purpose of amalgamation or reconstruction) , or

- (iv) Have an execution levied on his goods or property on the works, or
- (v) Assign the contract or any part thereof otherwise than as provided in clause-15 of SCC, or
- (vi) Abandon the contract, or
- (vii) Persistently disregard the instructions of the RailTel's Engineer or contravene any provision of the contract, or
- (viii) Fail to adhere to the agreed programme of work by a margin of 10% of the Stipulated period, or
- (ix) Fail to remove materials from the site or to pull down and replace the work after receiving from the Engineer's notice to the effect that the said materials or works have been condemned or rejected, or
- (x) Fail to take steps to employ competent or additional staff and labour as required under clause 7 of SCC, or
- (xi) Fail to supply material and/or carry out the works as per contractual specifications, or
- (xii) Promise offer or give any bribe, commission, gift or advantage either himself or through his partner, agent or servant to any officer or employee of RailTel or any person on his or on their behalf in relation to the execution of this or any other contract with the RailTel, then and in any of these said cases, the Engineer on behalf of the RailTel may serve the Contractor with a notice in writing to that effect and if the Contractor does not, within 7 days after the delivery to him of such notice, proceed to make good his default in so far as the same is capable of being made good and carry on the work or comply with such directions as aforesaid to the entire satisfaction of the Engineer, the RailTel shall be entitled after giving 48 hours notice in writing under the hand of the Engineer to rescind the contract as a whole or in part or parts (as may be specified in such notice) and adopt either or both the following courses: A final termination notice will be issued by RailTel after expiry of 48 hrs, notice.
 - (a) To carry out the whole or part of the work from which Contractor has been removed by the employment of the required labour and materials, the cost of which shall include lead, lift, freight, supervision and all incidental charges.
 - (b) To measure up the whole or part of the work from which the Contractor has been removed and to get it completed by another contractor, the manner and method in which such work is completed shall be in the entire discretion of the Engineer whose decision shall be final; and in both cases (a) and (b) mentioned above the RailTel shall be entitled to forfeit the whole or such portion of the security deposit as it may consider fit,

43.2 Provided always that in any case in which any of the powers conferred upon the RailTel by Sub-clause above shall have become exercisable and the same shall not be exercised, the non-exercise thereof shall not constitute a waiver of any of the conditions thereof and such power shall not withstanding be exercisable in the event of any future case of default by the Contractor for which his liability for past and future shall remain unaffected.

43.3 RIGHT OF RAILTEL AFTER TERMINATION OF CONTRACT OWING TO DEFAULT OF CONTRACTOR: In the event of any or several of the courses, referred in Sub-clause 43 above, being adopted:

- (a) The Contractor shall have no claim to compensation for any loss sustained by him by reason of his having purchased or procured any materials or entered into any commitments or made any advances on account of or with a view to the execution of the works or the performance of the contract and Contractor shall not be entitled to recover or be paid any sum for any works thereto not actually performed under the contract, unless or until the Engineer shall have certified the performance of such work and the value payable in respect thereof and the Contractor shall only be entitled to be paid the value so certified.

(b) The Engineer or Engineer's Representative shall be entitled to take possession of any materials, tools, implements, machinery or buildings on the works or on the property on which these are being or ought to have been executed, and to retain and employ the same in the further execution of the works or any part thereof until the completion of the works without the Contractor being entitled to any compensation for the use and employment thereof or for wear and tear or destruction thereof.

(c) The Engineer shall, as soon as may be practicable after removal of the Contractor fix and determine exparte or by or after reference to the parties or after such investigation or enquiries as he may consider fit to make or institute and shall certify what amount (if any) has at the time of termination of the contract been reasonably earned by or would reasonably assure to the Contractor in respect of the work then actually done by him under the contract what was the value of any unused or partially used materials, any constructional plants and any temporary works upon the site.

(d) The RailTel shall not be liable to pay to the Contractor any moneys on account of the contract until the expiration of the period of maintenance and thereafter until the cost of completion and maintenance damages for delay in completion (if any) and all other expenses incurred by the RailTel have been ascertained and the amount thereof certified by the Engineer. The Contractor shall have no claim to any payment of compensation or otherwise howsoever on account of any profit or advantage which he might have derived from execution of the work in full but he did not derive in consequence of termination of the contract. The Contractor shall then be entitled to receive only such sum or sums (if any) as the Engineer may certify would have been due to him upon due completion by him after deduction of the said amount; but if such amount shall exceed the sum which would have been payable to the Contractor, then the Contractor shall upon demand pay to the RailTel the amount of such excess and it shall be deemed a debt due by the Contractor to the RailTel and shall be recoverable accordingly.

SECTION-II

CHAPTER-3

FORMS OF TENDER

Form No. 1	:	Offer Letter
Form No. 2	:	Qualifying Criteria / User's Certificate
Form No. 3	:	Agreement
Form No. 4	:	Guarantee Bond for PG
Form No. 5	:	Statement of Deviations
Form No. 6	:	Standing Indemnity Bond for on Accounts Payments and Stores Supplied
Form No. 7	:	Bank Guarantee for Mobilization Advance - Deleted
Form No. 8	:	Acknowledgement for receiving materials from RailTel
Form No. 9	:	Extension of period of completion of work on account of contractor
Form No. 10	:	Qualification /Experience
Form No.11	:	Notarized Affidavit (Annexure –A)

FORM –I

OFFER LETTER

Ref: Tender No: RailTel/Tender/OT/SR/HQ/2018-19/46

To
Regional General Manager (Southern Region)
RailTel Corporation of India Limited.,
2nd Floor, 'B' Block, Rail Nilayam,
Secunderabad – 500 071

1. I/We _____ have read the various conditions to tender attached here to and hereby agree to ABIDE BY THE SAID CONDITIONS. I/We also agree to keep this tender open for acceptance for a period of 30 days from the date fixed for opening the same and in default thereof, I/We will be liable for forfeiture of my/our Earnest Money. I/We offer to do the work of "Diversion of OFC in Nallapadu (NLPD)- Satulur(STUR)section due to doubling works by S.C. Railway as detailed in para 1 of preamble for RailTel Corporation of India Limited at the rates quoted in the attached schedules and hereby bind myself/ourselves to complete the within specified period mentioned in the preamble from the date of issue of Letter of Acceptance/PO of the tender. I/We also hereby agree to abide by the Various Conditions of Contract and to carry out the work according to the Specifications for materials and works laid down by the RailTel for the present contract.

2. A sum of Rs.-----/(Rupees ----- thousand only) is herewith forwarded as "Earnest Money". The full value of Earnest Money shall stand forfeited without prejudice to any other rights or remedies if,
a) I/We do not execute the contract agreement within 30 days after receipt of notice issued by the RailTel that such documents are ready or, b) I/We do not commence the work within 15 days after receipt of orders to that effect.

3. Until a formal agreement is prepared and executed the acceptance of this tender shall constitute a binding contract between us subject to modifications, as may be mutually agreed to between us and indicated in the "Letter of Acceptance" of my/our offer for this work.

SIGNATURE OF CONTRACTOR (S) Date

CONTRACTOR (S) ADDRESS

SIGNATURE OF WITNESS

- 1.
- 2.

ACCEPTANCE OF TENDERS

I accept the tender as above and agree to pay the rate as entered in Schedule of requirements.

WITNESS

- 1. for and on behalf of
- 2. RailTel Corporation of India Limited Southern Region, Secunderabad

Date

Form- 2

QUALIFYING CRITERIA USER'S CERTIFICATE

Name of the Firm Contract No. & date

Scope of Work

Contract Amount (in Indian Rupees)

Completion Period as per contract Data of Commencement

Actual date of Successful Completion

Quality of work : Satisfactory / unsatisfactory

(Please specify)

Name:

Dated:

Designation:

Signature of the User with Company Seal

AGREEMENT

An agreement made this ---- day of ----- 2019 , between RailTel Corporation of India Ltd, a company incorporated under the companies Act 1956 and having its Regional Office at 2nd Floor, 'B' Block, RailNilayam Building, Secunderabad (here in after referred as RailTel) of the One part; and M/s -----
----- (Hereinafter referred to as 'contractor') of the other part.

Whereas in response to a call for Tender for "Diversion of OFC in Nallapadu(NLPD)- Satulur(STUR)section due to doubling works by S.C.Railway as per Tender papers, the Contractor has submitted his offer.

Where as the Contractor has agreed with RailTel Corporation of India Ltd for carrying out the work of "Diversion of OFC in Nallapadu(NLPD)- Satulur(STUR)section due to doubling works by S.C.Railway as per the Tender document No. RailTel/Tender/OT/SR/HQ/2018-19/46 for Rs.----- (Rupees ----- only) as per copy of Letter of Acceptance (LOA)/PO of tender issued vide letter No. RailTel/Tender/OT/SR/HQ/2018-19/46 dt. ----- 2019 at accepted rates as contained in the said LOA (Annexure-2 hereto) issued by RailTel with schedule of requirement and terms and conditions.

Now this agreement witnesses that in consideration of the payment to be made by RailTel to the Contractor provided, the Contractor shall execute the work of "Diversion of OFC in Nallapadu(NLPD)- Satulur(STUR)section due to doubling works by S.C.Railway for which the said tender of Contractor has been accepted strictly according to the Annexure-1 and 2 hereto and upon such work of "Diversion of OFC in Nallapadu(NLPD)- Satulur(STUR)section due to doubling works by S.C.Railway & satisfactory completion of work and performance of the system to the satisfaction of the RailTel, the RailTel shall pay to the Contractor at the rates accepted as per the said Annexure and in terms of conditions contained in Annexure-1 & 2.

Whereas Rs. -----/- towards balance security deposit will be recovered from bills at the rate of 10% of bill amount, M/s ----- submitted ----- dt ----- for Rs.-----/- towards PBG respectively for due fulfillment of the contract.

In the witness where of the parties have hereinto set and subscribed their respective hands and/or seals day and year respectively mentioned against their respective signatures.

Signed and delivered at _____ by Shri _____ for and on behalf of M/s. _____

The contractor within named in the presence of:

1. Signatures Date Name in Block Capitals Address
2. Signatures

Date

Name in Block Capitals

Address

Signed and delivered at _____ for and on behalf of RailTel by Shri _____ {Regional General Manager (Southern Region) or his successor} in the

presence of:

1. Signatures
Date

Name in Block Capitals

2. Signature Date Name in Block Capitals
Address:

Annexure '1': Tender Document..

Annexure '2': copy of Letter of Acceptance/PO

(Signature) _____ Dated: Complete with enclosures

Form -4

GURANTEE BOND FORMAT FOR PG (Form-4)

(On Stamp Paper of requisite value) (To be used by approved Scheduled Banks)

1. In consideration of the Regional General Manager (Southern Region), RailTel Corporation of India Limited, Secunderabad – 500 071 (Herein after called RailTel) having agreed to exempt(Hereinafter called “the said Contractor(s)”) from the demand, under the terms and conditions of a Letter of Acceptance/PO No. dated made between and for (hereinafter called “ the said Agreement”) of security deposit/performance Guarantee for the due fulfillment by the said Contractor (s) of the terms and conditions contained in the said Agreement, or production of a Bank Guarantee for Rs. (Rs. only). We,(indicate the name of the Bank) hereinafter referred to as “ the Bank”) at the request of Contractor(s) do hereby undertake to pay the RailTel an amount not exceeding Rs. Against any loss or damage caused to or suffered or would be caused to or suffered by the RailTel by reason of any breached by the said Contractor(s) of any of the terms or conditions contained in the said Agreement.
 2. We, Bank do hereby undertake to pay the amounts due and payable under this Guarantee without any demur, merely on demand from the RailTel stating that the amount is claimed is due by way of loss or damage caused to or would be caused to or suffered by the RailTel by reason of breach by the said Contractor(s) of any of terms or conditions contained in the said Agreement or by reason of the Contractor(s) failure to perform the said Agreement. Any such demand made on the Bank shall be conclusive as regards the amount due and payable by the Bank under this guarantee. However, our liability under this guarantee shall be restricted to an amount not exceeding Rs.
 3. We, bank undertake to pay to the RailTel any money so demanded notwithstanding any dispute or disputes raised by the Contractor(s) / Supplier(s) in any suit or proceedings pending before any court or Tribunal relating thereto our liability under this present being, absolute and unequivocal.
- The payment so made by us under this Bond shall be a valid discharge of our liability for payment thereunder and the Contractor(s) / Supplier(s) shall have no claim against us for making such payment.
4. We,Bank further agree that the Guarantee herein contained shall remain in full force and effect during the period that would be taken for the performance of the said Agreement and that it shall continue to be enforceable till all the dues of the RailTel under or by virtue of the said Agreement have been fully paid and its claims satisfied or discharged or till RailTel certifies that the terms and conditions of the said Agreement have been fully and properly carried out by the said Contractor(s) and accordingly discharges this Guarantee. Unless a demand or claim under the Guarantee is made on us in writing on or before the (1) We shall be discharged from all liability under this Guarantee thereafter.
 5. We, We, (indicate the name of Bank) Further agree with the RailTel that the RailTel shall have the fullest liberty without our consent and without affecting in any manner our obligations hereunder to vary any of the terms and conditions of the Agreement or to extend time of to postpone for any time or from time to time any of the powers exercisable by the RailTel against the said contractor(s) and to forbear or enforce any of the terms and conditions relating to the said Agreement and we shall not be relieved from our liability by reason of any such variation, or extension to the said Contractor(s) or for any forbearance, act or omission on the part of RailTel or any indulgence by the RailTel to the said Contractor(s) or by any such matter or thing whatsoever which under the law relating to sureties would, but for this provision, have affect of so relieving us.
 6. This Guarantee will not be discharged due to the change in the Constitution of the Bank or the Contractor(s) Supplier(s).
 7. (Indicate the name of Bank) lastly undertake not to revoke this Guarantee during its currency except with the previous consent of the RailTel in writing.

Dated the day of 2019 for (Indicate the name of the Bank)

Witness 1. Signature&Name 2. Signature&Name

Statement of Deviations

PROFORMA FOR STATEMENT OF DEVIATIONS

1. The following are the particulars of deviations from requirement of the Instructions to Tenderers and Conditions of Tendering, Preamble and Special conditions of Contract.

1.1 Instructions to Tenderers and Conditions of Tendering

Clause	Deviation (Including Justification)	Remarks
--------	--	---------

1.2 Preamble

Clause	Deviation	Remarks (Including Justification)
--------	-----------	--------------------------------------

1.3 Special conditions of Contract.
Clause Deviation Remarks

(Including Justification)

2. The following are the particulars of deviations from requirement of the technical specifications.

Annexure Clause Deviation Remarks (Including Justification)

Note:

Where there is no deviation, the statement should be returned duly signed with an endorsement indicated no deviations.

SIGNATURE AND SEAL OF THE
MANUFACTURER / TENDERER

STANDING INDEMNITY BOND

(For on Account Payments and Stores supplied by RailTel)

(On Stamp paper of Requisite Value)

We, M/s _____ hereby undertake that we hold at our Stores Depot/s at _____ for and on behalf of RailTel Corporation of India Limited in the premises through RGM/RailTel/Southern Region or his successor hereinafter referred to as “the Purchaser” all materials for which ‘On Account’ payments have been made to us against the Contract for Diversion of OFC in Nallapadu (NLPD)- Satulur(STUR)section due to doubling works by S.C. Railway vide letter of Acceptance/PO of Tender No. RailTel/Tender/OT/SR/HQ/2018-19/46 and the materials handed over to us by the Purchaser for all purpose of execution of the said Contract, until such time the materials are duly erected or otherwise handed over to him.

We shall be entirely responsible for the safe custody and protection of said materials against all risk till they are duly delivered as erected equipment to the purchaser or as he may direct otherwise and shall indemnify the Purchaser against any loss, damage or deterioration whatsoever in respect of the said materials while in our possession and against disposal of surplus materials. The said materials shall at all times be open to inspection by any engineer authorized by the Regional General Manager/Southern Region (whose address will be intimated in due course).

Should any loss, damage or deterioration of materials occur or surplus materials disposed off and refund becomes due, the purchaser shall be entitled to recover from us the full cost as per prices included in the Contract (as applicable) and also compensation for such loss or damage, if any, along with the amount to be refunded without prejudice to any other remedies available to him by deduction from any sum due or any sum which at any time hereafter becomes due to us under the said or any other Contract.

In the event of any loss, damage or deterioration as aforesaid the assessment of such loss or damage and the assessment of such compensation therefore would be made by the RGM/RailTel/SR, or his authorized nominee and the said assessments shall be final and binding upon us.

Dated this _____ day of _____

for and on behalf of M/s

_____ (Contractor)

Signature of witness

Name and witness in Block letters

Address

ACKNOWLEDGMENT FOR RECEIVING MATERIALS FROM RAILTEL

Station: Date:

Sub: Receipt of Material from RailTel

It is hereby acknowledged that the following materials have been received in full and good condition by me on -----at----- for the work under the Agreement no.-----
-----dated-----

Sl. No.
Description of Material
Quantity Remarks (Meter/No.) if any

Witnessed by:

(Signature of Engineer's Representative)

(Signature of Contractor Representative with or Contractor's Designation)

FORM - 9

EXTENSION OF PERIOD OF COMPLETION OF WORK ON CONTRACTOR'S ACCOUNT

No. Date:

To,

.....

Sub: (i) Name of Work:

(ii) Acceptance Letter No.

(iii) Undertaking / Agreement No.

Ref: (Quote specific application of the Contractor for extension to date, if received).

Dear Sir,

The stipulated date for completion of the work mentioned above isfrom the progress made so far and the present rate of progress, it is unlikely that the work will be completed by the above date (or However, the work was not completed on this date)

Expecting that you may be able to complete the work if some time is given the Regional General Manager (Southern Region), RailTel Corporation of India Limited, Secunderabad although not bound to do so, hereby extends the time for completion from to

Please note that an amount equal to 0.5% of the total value of the contract per week or part thereof (rounded off to the nearest whole number) subject to a maximum of 10% of the total contract value of the works as a recovery for delay in the completion of the work after the expiry of (1) will be recovered from as mentioned in para 35 chapter II, section II of the special conditions of contract for the extended period notwithstanding the grant of this extension. You may proceed with the work accordingly.

The above extension of the completion date will also be subject to the further condition that no increase in rates on any account will be payable to you.

Please intimate within a week of the receipt of this letter your acceptance of the extension on the conditions stated above.

Please note that in the event of declining to accept the extension on the above said conditions or, in the event of your failure after accepting or acting up to this extension to complete the work by (2) here mention the extended date), further action will be taken in terms of relevant para of special conditions of contract.

Yours faithfully, for & on
behalf of RailTel Corporation of India Limited

Note:

1. Give here the stipulated date for completion without any penalty fixed earlier.
2. Here mention the extended date.

QUALIFICATION / EXPERIENCE

Details of works executed and under execution during the last 3 financial years and the current financial year should be furnished in the following format.

S. No.	Name of Project and description of work.	Party's Address of whom the work was done	Total value (in Indian Rupees)	Year of completion and schedule period of execution (in months)	Year of completion and actual period of execution (in months)	Remarks

Note: A certificate from the organization, for which the work was executed, should preferably be enclosed to indicate that the contract was satisfactorily performed.

Signature and Seal of the Tenderer

FORMAT FOR AFFIDAVIT TO BE SUBMITTED BY TENDERER ALONG WITH THE TENDER BID DOCUMENTS

(To be executed in presence of Public notary on non-judicial stamp paper of the value of Rs. 100/-. The paper has to be in the name of the tenderer)

I(Name and designation)** appointed as the attorney/authorized signatory of the tenderer (including its constituents),
M/s _____ (hereinafter called the tenderer) for the purpose of the Tender documents for the work of _____ as per the tender No. _____ of (RailTel), do hereby solemnly affirm and state on the behalf of the tenderer including its constituents as under:

1. I/we the tenderer (s), am/are signing this document after carefully reading the contents.
2. I/we the tenderer(s) also accept all the conditions of the tender and have signed all the pages in confirmation thereof.
3. I/we hereby declare that I/we have downloaded the tender documents from RailTel website www.railtelindia.com/ <https://www.tcil-india-electronicstender.com>. I/we have verified the content of the document from the website and there is no addition, no deletion or no alternation to the content of the tender document. In case of any discrepancy noticed at any stage i.e. evaluation of tenders, execution of work or final payment of the contract, the master copy available with the RailTel Administration shall be final and binding upon me/us.
4. I/we declare and certify that I/we have not made any misleading or false representation in the forms, statements and attachments in proof of the qualification requirements.
5. **I/we also understand that my/our offer will be evaluated based on the documents/credentials submitted along with the offer and same shall be binding upon me/us.**
6. **I/we declare that the information and documents submitted along with the tender by me/us are correct and I/we are fully responsible for the correctness of the information and documents, submitted by us.**
7. I/we undersigned that if the certificates regarding eligibility criteria submitted by us are found to be forged/false or incorrect at any time during process for evaluation of tenders, it shall lead to forfeiture of the tender EMD besides banning of business for five years on entire RailTel. Further, I/we (insert name of the tenderer)** _____ and all my/our constituents understand that my/our constituents understand that my/our offer shall be summarily rejected.
8. I/we also understand that if the certificates submitted by us are found to be false/forged or incorrect at any time after the award of the contract, it will lead to termination of the contract, along with forfeiture of EMD/SD and Performance guarantee besides any other action provided in the contract including banning of business for five years on entire RailTel.

DEPONENT

SEAL AND SIGNATURE OF THE TENDERER

VERIFICATION

I/we above named tender do hereby solemnly affirm and verify that the contents of my/our above affidavit are true and correct. Nothing has been concealed and no part of it is false.

DEPONENT

SEAL AND SIGNATURE OF THE TENDERER

Place:

Date:

**The contents in Italics are only for guidance purpose. Details as appropriate are to be filled in suitably by tenderer. Attestation before Magistrate/Notary Public.

SECTION III

CHAPTER 1

OFC system on 25 KV AC Traction

And

General scheme of OFC system.

Para No. Subject.

1.1 General.

SECTION III

CHAPTER 1

OFC SYSTEM ON 25 KV AC TRACTION AND GENERAL SCHEME OF OFC SYSTEM.

1.1 GENERAL

1.1.1 Any Telecommunication circuits in the vicinity of AC Traction running parallel to 25 KV lines are liable to be affected by AC induced voltage. Therefore precautions should be taken to eliminate the possibility of induced voltage affecting equipment and humans.

1.1.2 Crossing of track, if any, should be negotiated by underground cables running at right angles to the track as far as practicable.

1.1.3 Special protective measures (viz. provision of G.D tubes, fuses and earthing etc) are required to be taken for telecommunication lines entering 25 KV sub station /switching posts.

1.1.4 For the human safety considerations the safe working voltages should be 60 V under normal conditions and 150 V with special precautions and 430 V under fault conditions.

1.1.5 Instructions for protection of railway staff/working personals on signaling and telecommunications installations on 25 KV AC traction shall be strictly adhered to. Precautions are required to be taken on account of following,

- i) Proximity of live conductor.
- ii) Pressure of return current in Rails.
- iii) Induction in all metallic bodies situated closed to over head equipment.

SECTION III CHAPTER 2

2.0 SCOPE: ROUTE SURVEY FOR OPTICAL FIBRE CABLE: **Deleted**SECTION III
CHAPTER 3**TECHNICAL SPECIFICATION AND INSTRUCTIONS FOR TRENCHING, LAYING OF OPTICAL FIBRE CABLE,
SPECIAL PROTECTIVE WORKS, DUCT INTEGRITY AND BLOWING OF OFC**

Sl No	Subject
3.1	Scope.
3.2	Excavation & Back Filling Of Trenches In Different Types Of Terrain
3.3	Instructions for excavation & back filling of Trenches.
3.4	Track Crossing
3.5	Road Crossing.
3.6	Cable over Steel Girder Bridges.
3.7	Culverts and Arch Bridges.
3.8	Laying Cable in Solid and Rocky Soil.
3.9	Cables in Congested Residential areas and Marshy Areas.
3.10	Leading in of Cable in Masonry buildings
3.11	Laying of Cable in Special Cases.
3.12	Handling of Cable Drums & Paying of Cables.
3.13	Cable Laying.
3.14	Cable Reserve.
3.15	Cable Marker.
3.16	Tools Required for Trenching, Cable Laying and Filling.
3.17	Execution of HDD (Trench less Horizontal Directional Drilling –Boring)
3.18	Specification for Blowing of OFC
3.19	Testing Fibers
3.20	Splicing
3.21	Straight Joint for OFC
3.22	Preparation of Cable for Jointing
3.23	Stripping/Cutting of the Cable
3.24	Preparation of cable joint closure for splicing
3.25	Stripping and Cleaving of Fibre
3.26	Splicing of the Fibre
3.27	Fusion Splicing of the Fibre
3.28	Mechanical Splicing of the Fibre
3.29	Organizing Fibre and finishing Joints
3.30	Placing of completed Joint in Pit
3.31	Opening of the Joint

**SECTION III
CHAPTER 3**

TECHNICAL SPECIFICATION AND INSTRUCTIONS FOR TRENCHING, LAYING OF HDPE PIPES/OPTICAL FIBRE CABLE, SPECIAL PROTECTIVE WORKS, DUCT INTEGRITY AND BLOWING OF OFC

3.1 SCOPE:

This chapter deals with blowing of OFC specifications under which the various work for trenching, laying of HDPE Duct, termination and testing of optical fiber cable coming under the purview of the contract are to be executed by the contractor.

3.2 EXCAVATION & BACK FILLING OF TRENCHES IN DIFFERENT TYPES OF TERRAIN:

3.2.1 Generally trench for OF cable shall be dug to a depth of 1.2 meter. The width of the trench shall be adequate at the bottom to accommodate cables and their protection. Normally width of approx. 300mm at the bottom should be maintained. In places where underground pipes, electric cable etc, come in the way, trenches deeper than 1.2 meter shall be dug as necessary and R.C.C/D.W.C. pipes shall be placed to protect the optical fiber cables wherever required.

The specification for trench in various types of Soil strata is as detailed below:

(a) Normal and Hard Soil: Trench to be excavated to a depth of 1200 mm and width of 300 mm at bottom in all types of soil (Normal soil/Soft soil/Sandy soil/Hard soil), except in bridges, culverts, level crossing, track crossing, loop/joint chambers. Cable route has to be marked with lime after clearing of jungle and bushes. The trench to be refilled with excavated soil, rammed and consolidated after laying of HDPE Duct. complete to the finished item of work as directed by the RailTel Engineer-in-Charge vide drawing No. RAILTEL/SR/ OFC/2008/1 and 2.

(b) Hard Rock:

- I. wherever hard rock is visible from **surface to a depth of 300 mm**, Rock has to be cut to a depth and width of 300mm & concreting to be done up to ground level with 1:2:4 PCC mix after laying of HDPE Duct and curing of concrete to the required number of days, except in bridges, culverts, level crossing, track crossing, loop chambers, rocky soil/rock including marking of cable alignment, clearing of debris etc., complete to the finished item of work as directed by the RailTel Engineer-in-Charge, vide drawing No. RAILTEL/SR/ OFC/2008/3.
- II. Where hard rock is encountered from a depth more than **300 mm up to 550 mm**, rock has to be cut to a depth and width of 200 mm, concreting to be done 200 x 200 after laying of HDPE Duct (PCC 1:2:4 mix) and curing of concrete to the required number of days, refilling with excavated soil, rammed and consolidated, complete to the finished item of work as directed by the RailTel Engineer- in-Charge vide drawing No. RCIL/SR/OFC/2008/4.
- III. Where hard rock is encountered from a depth more than **550 mm up to 1050 mm**, OFC has to be protected by concreting 200mm x 200mm after laying of HDPE Duct (PCC 1:2:4 mix) and curing of concrete to the required number of days, refilling with excavated soil, rammed and consolidated, complete to the finished item of work as directed by the RailTel Engineer-in-Charge vide drawing No. RAILTEL/SR/ OFC/2008/5.

Note: Gravel of the size of 20mm to be used for the PCC.

(c) Cutting of metal / tar / CC surface, platforms and trenching to a depth of 1200mm, refilling with excavated material, ramming and surface restored with concrete of size 300 x 300 mm (PCC 1:2:4 mix) after laying of HDPE duct, curing of concrete to the required number of days etc., complete to the finished item of work as directed by the RailTel Engineer- in-Charge.

3.2.2 Metalled, macadamized, concrete and stone paved roads shall also be cut to a depth of 1.2 meter. The cable shall be laid through DWC pipe. The road surface shall be restored to original.

3.2.3 Wherever it is not possible to dig trench up to 1.2 meter depth due to site conditions, specific approval of site engineer / engineer's representative should be taken before digging trenches of lesser depth. Specific protection arrangement as mentioned above should be carried out.

3.2.4 The bottom of the trench where the cable is to be laid shall be free from any stones. The

bottom of the trench shall be horizontal and shall in no case be undulating. When the cable bed changes from solid to soft surface or from the bridge to soft soil, tamped fill at the transition point shall be provided so that cable is not pressed against the edge of a hard surface.

The back filling of trenches shall be done by tamping and consolidating the excavated soil in layers of 15-20 cm at a time. All the soil that is excavated shall be put back to the trench and care shall be taken in consolidation to ensure that the back filling does not suffer any sinking in monsoon.

- 3.2.5 If under unavoidable circumstances, the excavation is to be done between the tracks or between OHE foundation and track, it shall be done to the full depth just before laying the cables and in the presence of the Engineer's representative so as to ensure the safety of train operations.
- 3.2.6** Wherever the Engineer's representative considers it necessary to adopt shoring, the Contractor will be required to adopt shoring for which the Contractor shall have sufficient quantities of shoring material on hand.
- 3.2.7 Where the direction of the trench has to change, it should be done in a gentle curve of not less than one meter radius and not at sharp angles.
- 3.2.8 While crossing tracks, roads at LC gates and laying over bridges & culverts, the RailTel and Railway engineer's representative (SSE/P-Way) shall be present. The date and time of such works shall be communicated to concerned telecom supervisor of the Railways and adequate precautions, as advised by them, have to be taken.

3.3 Laying of OFC through G.I. Pipe over Girder Bridges & Slab Bridges

- 3.3.1 The HDPE pipe required for blowing of OFC to be laid in 50mm GI pipes over the Girder and RCC bridges as per drawing no. RAILTEL/SR/OFC/2008/6 (In TWO sheets). The GI pipe with its HDPE pipe containing fiber optic cable should be effectively fitted on the bridges as detailed below.
- a) The contractor has to Supply and fix 50 mm dia **GI pipe**, IS 1239 medium grade, with holes drilled at suitable intervals for anti theft measure, (i) **On girder bridges**, fixing coupled GI pipe line at both ends of the bridge, with concrete (PCC 1:2:4 mix) of size length 600, width 450, depth not less than 150 into the ground and 100mm above the GI pipe. (ii) **On Concrete slab bridges** fixing coupled GI pipe line are to be fixed at ends of pipe line as in case (i) and also supported with concrete pillars at the intervals of 2000 mm of size 300 mm x 300 mm height not less than 300 to maintain the GI pipe line in level. (iii) On **drainage crossing** GI pipe line is to be supported on concrete (PCC 1:2:4) mix 300 mm x 300 mm height not less than 300 mm with suitable foundation on either side of drainage and also as per site conditions to keep the GI pipe line in stable position. Concrete pillar finished to a smooth surface, to drain out water without stagnation, curing the required number of days etc., Complete to the finished item of work as directed by the Engineer-in-Charge vide drawing no. RAILTEL/SR/OFC/2008/6 (In TWO sheets)
- b) The contractor has to supply and fix the C-channel, Z-brackets, special bolts of various sizes, '┘' shape bracket (On Girder bridges), ISMC 100 mm X 50 mm, average length 1000 mm, fixed at intervals of 1m/centre of the railway alternate steel channel sleeper whichever is applicable, with two numbers Z- shape brackets size 300 mm x 50 mm x 12 mm, (Z- shape depends on number of main girder top flange plates) fixed tightly with 3 Nos. of special bolts with locking pins & nuts, MS Spring washer and washer per each bracket to the existing railway girder. 50 mm dia GI pipe line is to be run (GI pipe supplied separately) on the edge of above ISMC fixed with '┘' shape bracket, 4 nos. of bolts with locking pins & nuts, MS Spring washers etc., Complete to the finished item of work as directed by the Engineer-in-Charge vide drawing No. RAILTEL/ SR/OFC/2009/7.
- 3.3.2 When laying cable on long bridges, the question of longitudinal expansion caused by temperature differences should be taken into consideration and suitable cable loops should be provided at the pillars of the bridge.
- 3.3.3 The laying of the cable on the bridges is to be done with much care and planning. It is necessary

that the cable drum to be laid on the bridge is inspected and tested thoroughly so that damaged cable is not installed.

3.4 Laying of OFC through DWC PIPE OVER CULVERTS AND BRIDGES

3.4.1 Wherever the water flow is less the cable in HDPE shall be laid under the bed of the culvert at a depth of 1.6 meter through DWC pipes as detailed below:

- a) The contractor has to Supply and fix the DWC pipes of size 77 mm / 78 mm outer dia. and 63 mm / 65 mm inner dia in 6 m length as protection to HDPE Duct where cable route passes across the culvert / bridge where water is not flowing in the bed of the culvert / bridge. Excavation of trench in the bed to a depth of 1300 mm, width 300 mm duly deepening to a depth another 300 mm below DWC pipe at interval of 2000 mm, concreting with PCC 1:2:4 mix at the ends of the pipe line and at 2000 mm intervals (preferable at all couplers), of size length 300 mm, width 300 mm, depth 300 mm below DWC pipe support, 173 mm above DWC pipe as cover concrete to make concrete pillar of 550 mm height, curing the required no. of days, refilling with excavated soil after laying DWC pipe, ramming and consolidation of soil etc., Complete to the finished item of work as per drawing No.RCIL/SR/OFC/ 2008/9 and as directed by the RailTel Engineer-in-Charge. Similar arrangement as detailed at (a) above shall be provided for taking the cable in water logged areas and drains.

The DWC shall be approved by RailTel before use.

3.4.2 In case of wet culverts or unfriendly terrains where it is not possible to lay cable under the bed of culverts, the cables may be laid over the culvert in G.I. pipes as per Drg. No.RailTel/SR/OFC/2008/6.

3.5 TRACK CROSSING & ROAD CROSSING USING HORIZONTAL BORE METHOD

All cable crossings across railway tracks & across road crossing at level crossing gates shall be done in horizontal boring method as detailed below:

“Drilling of 100mm dia **Horizontal Bore**, supply of 50 mm dia GI pipe across the Railway Track and road at LC Gates by boring method at a depth of 1200 mm from the ground level (ground level to be considered ignoring the bank height of track/road) and insertion of GI pipes etc., Complete to the finished item of work as directed by the RailTel Engineer-in-charge vide drawing No RAITEL/SR/ OFC/2008/10 (In TWO sheets)”. There should be no damage to the road/platform/tracks or any such structures etc., enroute during or after the HDD operations. The work includes supply of all accessories required for laying of HDPE pipes. Necessary precautions to be taken for safety of train traffic while execution of horizontal boring in the presence of concerned Railway Engineering Department officials.

3.6 CABLES IN CONGESTED RESIDENTIAL AREAS AND MARSHY AREAS:

3.6.1 When laying the cable in residential sections, the cable should be specially protected on both sides up to a distance of about 300 meters beyond the building line. In such cases the cable should be protected by means of DWC pipes.

3.6.2 In marshy area where it is not possible to divert the cable route the cable shall be suitably laid and protected as per decision of Engineer depending on site condition, like laying cable in G.I. pipe 50 mm dia or 150 mm dia/DWC Pipe of 77 mm/78 mm outer dia and 63 mm/65 mm inner dia supported on PCC pillars/Iron channels etc.

3.7 LEADING OF CABLE IN MASONRY BUILDINGS

3.7.1 The cable will have to be led inside any masonry building such as Cable hut, ASM's room at a depth of 0.75 meter by cutting the masonry structure of the wall as per as per the directions of the RailTel Engineer-in-Charge. After the cable has been led inside the masonry wall the floor

inside shall be duly repaired and plastered.

- 3.7.2 **Leading of OFC in Pre-fab:** The cable will have to lead in and lead out through G.I. Pipe, G.I. long 'L' bend as per instructions of RailTel engineer-in-charge.

3.8 **LAYING OF CABLE IN SPECIAL CASES:**

3.8.1 **Near Power Cable**

When the contractor comes across any other cable already laid, he shall first report the fact to the Engineer. Should the cable be identified by the Engineer as a power cable (LT or HT), the trench shall be dug as far away from the route of the power cable as practicable.

3.8.2 **Crossing of Optical Fibre Cable with another cable**

Crossing of the Optical Fibre cable with another cable shall be avoided wherever possible. Where, however, this is not possible, the Optical Fibre cable shall be laid in cement or asbestos cement pipes. The length of the pipe to be provided on either side of the crossing shall be at least one meter.

3.8.3 **Laying of other than optical fibre cables in the same Trench**

No cable other than **quad** shall be laid in the trench for the Optical Fibre cable. Even in such cases, both the cables are to be laid as per approved drawing. Where, however, exceptional circumstances exist, the optical fibre cable may be laid along with another cable in the same trench provided a specific permission of each such case is obtained in writing from Engineer. When optical fibre cable and L.T. power cable have to be laid in the same trench they shall be separated by placing a layer of brick between them vertically (approx. 16 bricks/meter) or laid in DWC pipe.

3.8.4 **Laying cable near feeding post:**

In the vicinity of feeding posts, as far as possible the cable shall be laid on the side of the track opposite to the feeding post. Further the Optical fiber cable shall be at least one meter away from any metallic part of the O.H.E. and other equipment at the sub station which is fixed on the ground and at least one meter away from the sub station earthing. In addition, the cable shall be laid in DWC pipes (standard 6 meter length) complete or capable of being split into two half as per spec. no. ISS-458 latest for a length of 300 meters on either side of the feeding point as per the instruction of RailTel engineer.

3.8.5 **Running of cables at foundations others than OHE Masts and from pipe outlets.**

Damages to cable is likely to occur if care is not taken in laying cable where the bed changes from solid support such as a foundation pipe or bridge to soft support such as soft soil. The cable must not press against the edge of the solid support. The soft soil near the edge must be tamped and the cable raised slightly.

3.8.6 **Laying near oily surface**

If during the excavation of trenches for laying cables, the Contractor or his representative notices the presence of oil or oily substance or any other chemical which is likely to cause the deterioration of the cable protective material he shall bring the matter to the notice of the Engineer or his representative and on the latter's decision he shall choose an alternative cable route or he shall protect the cable in such places in such manner as advised in writing by the Engineer or his representative. No additional charges are payable.

3.8.7 **Special soil condition**

Cable should not be laid in abnormally high acidic or alkaline soil or through sewage. If this is unavoidable, special measures should be taken against corrosion as advised by the Engineer in Charge.

3.8.8 **Provision of damage due to sharp edges**

When cable are laid in trunking, care should be taken to see that no ballast or stones have been dropped inside the trunking and it should be cleared of all ballast and stones before the cover is secured. When the ends of covers are joined together with cement plaster, a piece of paper or wood should be placed under the joint to prevent the cement plaster from falling on the

cables.

3.8.9 **Laying of HDPE Duct**

HDPE duct (33/40 mm dia) has to be laid in the already excavated trench on existing bridges through GI/DWC pipes (HDPE duct with accessories will be supplied at any one location in the section of work by RAILTEL). Proper couplers have to be provided for blowing OFC as directed by the RailTel Engineer-in-charge.

3.8.10 **Blowing of OFC:** The contractor has to blow the OFC through HDPE Duct as detailed below:

Blowing of armored Optic Fiber cable (24 Fiber as per RDSO specification TC 55-2006 Rev.1 with amendment1.1) in the already laid HDPE duct by using blowing machine, providing the sufficient loops in loop / joint chambers and other associated works (OFC Shall be supplied by RailTel at any one location in the section of work) complete to the finished item of work and as directed by the RailTel Engineer-in-charge.

3.9 **HANDLING OF CABLE DRUMS & HDPE Duct**

Before commencement of the laying, inspection of the trench and inspection of protection works should be carried out so as to ensure their conformity with the specification. The trench bottom should be clean, smooth and free of small stone. When the soil contains stone or pieces of rock, sieved earth about 10 cm. thick should be used both for the bedding on which the HDPE duct is laid and for covering the cables

3.9.1 The drums shall be unloaded by the side of the Railway Track by either a crane or any other suitable means very carefully so as not to cause any damage to the cable. The drums at site shall be protected until they are laid.

3.9.2 On each drum there are two ends, A&B. The 'B' end of one cable length shall meet 'A' end of the next cable at a joint. The 'A' end shall be normally on the top unless otherwise indicated on a drum.

3.9.3 The drums shall always be kept upright, i.e. axle in parallel position to the base. The drums shall not be set by jerks but shall be handled slowly and with care. The walls of the drums should not be damaged while moving the drums if required for un-rolling.

3.9.4 The drums shall normally be unrolled at the same place and the cable carried by workmen near the trench. The drums shall not be dragged in any case. But where cable drums have to be moved, would always be rolled in the direction of the arrow, otherwise the coils tend to unwind and the cable may get battered. In case no direction arrow is marked on the drum, remove several battens and determine the direction in which the cable is coiled. The arrow should then be painted on the drum pointing in the opposite direction in which the upper cable end is coiled so that future handling of the cable drum is facilitated and then re-fix the battens carefully.

3.9.5 The drum should be properly mounted on jacks (or on a cable wheel) making sure that the spindle is large enough to carry the weight without bending and that it is laying horizontally in the bearings so as to prevent the drum creeping to one side or the other while it is rotating. Before attempting to pull off the cable, remove the end protection seal attached to the flange of the drum and cut the security ropes so as to leave the cable free to move.

3.9.6 If a portion of the cable only is taken out from the cable drum, the battens should be immediately re-fix to prevent damage to the balance of the cable.

3.9.7 The use of steel bars between the bolt heads to 'jump' or turn the drum around is dangerous to staff and likely to damage the drums. A better method is to use two steel plates with grease between them. By standing the drum on these greased plates, it can be easily elevated round to the desired position.

3.9.8 All care should be taken in handling cable drums with a view to ensure safety not only of the cables but also of the working party handling them. The man should not be allowed to break the cable drum by standing in front but only from side.

3.9.9 Rewinding and Re-drumming of cables.

i.	If for any reason if it is found necessary to rewind the cable on a drum, drum of a proper barrel diameter not less than of the original drum should be chosen.
ii.	The drums should be mounted on cable jacks during rewinding operations using proper size of spindles passed through the flange holes, which will not buckle under the lead. The cable should not be bent opposite to the set it is having already.
iii.	In the re-drumming operations, drums should be so turned that the cable passes from the bottom of the original set with as little gap as possible.
iv.	Replace all the lagging on the cable drum.

3.9.9.1: An amount of Rs.350/- (Three hundred and fifty only) per Drum shall be recovered from the contractor's bills for unreturned empty OFC Drums. The details of no. of OFC Drums used and unreturned empty Drums to be recorded in jointly signed material reconciliation statement by RailTel and Contractor."


3.10 PROCEDURE FOR CABLE LAYING/BLOWING

- 3.10.1 Minimum Bending Radius: Cables should always be bent (or straightened) slowly, they should never be bent to small radius while handling. The minimum safe bending radius for optical fiber cables should be 50 times the diameter of the cable but wherever possible larger radius should be used.
- 3.10.2 Wherever cable has to be coiled/looped, the diameter of the coil/loop shall be greater than 50 times the diameter of the cable.
- 3.10.3 The pit for loop/splice chamber should be as per the specification given in the Drg. No. RailTel/SR/OFC/2008/12.
- 3.10.4 The cable drum should be brought as close as possible to the cable trench. It should be lifted with the aid of cable jacks firmly mounted on a support of stone or wood. The spindle should be minimum of 55 mm diameter and have a clearance from ground by 5 to 10 cm.
- 3.10.5 The wooden battens on the drums should be carefully removed shortly prior to laying and before the drum is mounted on the jack. The nails on the lagging should be carefully removed.
- 3.10.6 While rolling a cable drum for blowing, the drum shall be supported on an axle running through its centre, the height of the axle being such that the end frames are free to rotate and do not touch the ground at any point. The cable shall be carefully uncoiled by gently pulling the cable assisted as necessary by carefully turning the drums. The quick pulling of the cable or turning the drums shall be avoided at all costs. Each cable drum shall be broken while laying is in progress to prevent sharp bending or buckling, particularly when the cable coils are sticking together.
- 3.10.7 The method of mounting the brakes is shown in Drg. No. RailTel/SR/OFC/2008/11
- 3.10.8 When drums are turned for change of direction, wooden blocks shall be carefully put under the drum bolts, which stand out from the drum discs.
- 3.10.9 On no account should a cable be allowed to twist or kink as this is likely to spring the Armour and fracture the outer serving of the cable.
- 3.10.10 The cable shall be blown using Cable jet blowing method.
- 3.10.11 Contractor may have to blow the cable in the Ducts as instructed by engineer – in – charge. Duct cleaning; cable blowing arrangement has to be made by contractor at no extra cost to RailTel before blowing of the cables.
- 3.10.12 Cable manufacturer's specification will be provided to the contractor prior to blowing.
- 3.10.13 Unless otherwise specified, the contractor must leave minimum 25 meters of slack on both sides of fiber Optic splices at each splice chamber (every 3 KMs) and pull through chambers.
- 3.10.14 The proposed cable is an armoured type and delivered in reels of up to 3 KMs. Splice points are located and planned considering the coils kept in splice/pull through chambers.
- 3.10.15 OFC is normally installed bi-directional that is cable reel is placed midway and installation is

taken up on each side one after the other. The first installation is when the cable directly uncoiled from the reel and next is after uncoiling all the cable from the reel are placed on the ground in a figure of 8 to facilitate installation.

- 3.10.16 Anti twist tool may be used to avoid twisting of cable while blowing.
- 3.10.17 Cable should always be kept away from vehicular and pedestrian movement over it.
- 3.10.18 Sometimes there is considerable lapse of time between the pipe laying and cable laying. This intervening period could have heavy rains too. Therefore, there is possibility of entering dissolved muddy water into the HDPE pipes. This dissolved muddy water may transform into a thick paste or solid mud. Cleaning of the pipes before the cable blowing is absolutely necessary to remove any such obstructions. Replacing mandrill with nylon brush and rugs.
- 3.10.19 Before blowing OTDR test has to be conducted for all 24 fibers of the OFC in 1310nm and 1550nm windows and readings to be recorded in soft as well as hard copy and drums with any defects for even one single fiber shall not be blown/Pulled. Such defects shall be immediately brought to the notice of the engineer – in –charge and a joint statement has to be signed for record.
- 3.10.20 The OFC shall be handled with utmost care and industry standard tools are to be used for transporting, loading, unloading and blowing of OFC.
- 3.11 PROVISION OF CHAMBERS:** The contractor has to arrange for Casting of circular **RCC chamber**, top covers and bottom plate (1:2:4 concrete mix) with reinforcement, two hooks in each half cover, provision of duct holes as shown in the drawing. Excavation of circular pit to a depth of 1300 mm, dia of 1500 mm, positioning of bottom plates, chamber and top covers (two halves). Chamber to be filled with river sand to the brim of the chamber after cable blowing and splicing, top covers placed, refilled with excavated soil and rammed etc., complete to the finished item of work as directed by the RailTel Engineer-in-Charge vide drawing No RAILTEL/SR/ OFC/2009 /12.

The chambers to be installed in the following locations:

1. LC Gates: One chamber will be provided at all the LC Gates at least 10 mtrs. away from the centre point of the road, a coil of 15 mtrs of OFC will be kept as spare in this chamber.
 2. Bridges: For all bridges of length less than 25 mtrs, one chamber will be provided at a distance of 10 mtrs. from the edge of the bridge and two chambers will be provided for all bridges of length of more than 25 mtrs. A coil of 15 mtrs of OFC will be kept as spare in each chamber.
 3. Prefab: All prefabs will be provided with one chamber with a coil of 15 mtrs.
 4. At every on KM: One loop chamber will be provided with coil of 25 mtrs.
 5. Track Crossing: One loop chamber with 15 mtrs coil to be provided at every track crossing.
 6. At every OFC Joint, one joint chamber will be provided by providing a coil of 25 mtrs for each side of the cable.
 7. Stations: Every station will be provided with one number of joint chamber where 'T' joint is made. Only those fibers which are required to be derived only are to be spliced with derivation cable with 'T' joint without disturbing the other fibers. For through cable 15 mtrs. to be left as coil and for derivation cable 15 mtrs. to be left as a coil in the chamber.
 8. As far as possible, it should be ensured that there will be at least one KM distance between loop chambers. If there is an LC gate or a bridge or a track crossing or prefab and then the next loop chamber will be at one KM distance.
- 3.12 **ROUTE MARKERS:** The contractor has to provide route markers as detailed below:
Casting, transporting and fixing of RCC Route Markers at a distance of 50 m apart on the cable route/at places where the route of the cable changes/ on either sides of the culverts/bridges/LC gates/road cuttings etc. They should be of standard letters "SCR", "OFC", with RailTel logo  on top. They shall be painted with green when placed at joint chambers,

yellow placed at loop chambers and orange at all other places. The length is 900mm, as shown in the drawing, complete to the finished item of work as directed by the RailTel Engineer-in-Charge vide drawing.

Installation Specifications:

- Route marker inside hollow portion has to be filled with locally available soft soil and compacted end closed with the locking flap provided with bolts and nuts.
- A pit of cross section 400mm X 400mm and of depth 500 has to be dug.
- The soil filled and flap closed Route marker should be placed upwards on 30mm soil bed and pit to be closed to the Ht of 500mm of route marked. The soil should be compacted thoroughly so that Route marker is planted firmly.

3.13 Concreting with CC of 1:2:4

The contractor has to do the protective works of concreting as per requirement. The OFC has to be protected with Concreting 0.3 x 0.3 to the approaches of bridges and culverts in the ratio (PCC 1:2:4 mix) wherever necessary as per the technical specification and as directed by RailTel Engineer-in-Charge at site.

3.14 **Joint Closure:** splicing of 24 F OFC has to be done as per requirement, complete to the finished item of work and as directed by the RailTel Engineer-in-charge. Splicing of OFC has to be done using **joint closure** with all accessories broadly as per specification TEC/GR/OJC-02/02 September' 03 with additional features like Joint closure shall be dome shaped, capable to close mechanically/ worm clip, cable entry shall be sealed with heat shrink & hot melt adhesive system, fiber organizer trays in closure must be hinged at one end, 4 No. of trays capable to accommodate 12 fibers in each. The Optic Fibre joint closure shall be of reputed make like TVSE, Raychem, 3M etc. and the same may be approved by RailTel before use

3.15 **Splicing:**

3.15.1 STRAIGHT/BRANCH JOINT FOR FIBRE OPTIC CABLE:

There are various types of joint enclosures available in the market. The procedure for assembly of joint closure is described in the installation manual supplied with straight joint closure. This includes the following:

- a) Material inside joint closure kit.
- b) Installation tools required.
- c) Detailed procedure for cable jointing.
- d) Procedure for re-opening the closure

3.15.2 The Optic Fiber joint closure shall be of reputed make like TVSE, Raychem, 3M etc. and the same may be approved by RailTel before use. **Fiber no 1 to 4 which are to be terminated in the way stations have to be branch spliced and only tube no.1 to be cut for this purpose. Only the fibers required to be branched are to be cut. All the 24 fibers are required to be terminated at locations specified by RailTel engineer.** The joint shall be protected in concrete chamber.

3.15.3 However, generally, the following steps are involved for jointing of the cable.

- . Preparation of cable for jointing
- . Stripping/cutting the cable
- . Preparation of cable and joint closure for splicing
- . Fibre splicing
- . Organizing fibers and finishing joints
- . Sealing of joint closure and
- . Placing joint in pit.

3.16 PREPARATION OF CABLE FOR JOINTING

- 3.16.1 During the installation, a minimum of 10 meters of cable of each end is coiled in the jointing pit to provide for jointing to be carried out at convenient location as well as spare length to be available for future use in case of failures.
- 3.16.2 The pit size must be chosen carefully to ensure the length of the way on which joint is mounted is greater than closure length plus twice the minimum bending radius of the cable. A pit length of 1 meter is sufficient for most of the cable and joint closures. Bracket to support the cable coil are also fixed on the wall of the pit.
- 3.16.3 The cable is then coiled on to the pit wall in the same position as required after the joint is complete. The marking is done on all the loops so that it will be easier to install it later.
- 3.16.4 The distance from the last centre to the end of the cable must be at least 1.8 meter. This is being the minimum to be stripped for preparation of joint.
- 3.16.5 Sufficient cable at each end up to the jointing vehicle/enclosure is then uncoiled from the pit for jointing.

3.17 STRIPPING/CUTTING OF THE CABLE

- 3.17.1 The cables are stripped of their outer and inner sheath with each sheath staggered approximately 10mm from the one above it.
- 3.17.2 Proper care must be taken when removing the inner sheath to ensure the fibers are not scratched or cut with the stripping knife or tool to prevent this, it is best to only score the inner sheath twice on opposite sides of the cable, rather than cut completely through it. The two scores marking on either side of the cable are then stripped of the inner sheath by hand quite easily.
- 3.17.3 The fibres are then removed from cable one by one and each fibre is cleaned individually using Kerosene to remove the jelly.

3.18 PREPARATION OF CABLE JOINT CLOSURE FOR SPLICING The type of preparation work performed on the cable prior to splicing differs on the type of joint closure and fiber organizer used. However, the following steps are usually common:

- 3.18.1 The strength member of each cable is joined to each other and/or the central frame of the joint closure.
- 3.18.2 The joint closure is assembled around the cable.
- 3.18.3 The sealing compound or heat shrink sleeve is applied to the cables and closure or prepared for application after splicing is complete.
- 3.18.4 The fibers are protected (usually with plastic tubing) in their run from the cable core to the fibre organizer trays (particularly if cable construction is slotted core type).
- 3.18.5 Tags which identify the fibers nos. are attached at suitable locations on the fibres
- 3.18.6 Splice protectors are slipped over each fiber in readiness for splicing over the bare fibre after splicing.

3.19 STRIPPING AND CLEAVING OF FIBRE

- 3.19.1 Prior to splicing each fiber must have approximately 50mm of its primary protective U.V. cured coating removed, using fibre stripper which are manufactured to fine tolerances and only score the coating without contacting the glass fibre.
- 3.19.2 The bare fiber is then wiped with a lint free tissue doused with ethyl alcohol.
- 3.19.3 Cleaving of the fiber is then performed to obtain as close as possible to a perfect 90 degrees face on the fibre.

3.20 METHOD OF FUSION SPLICING OF THE FIBER some of the general steps with full automatic microprocessor control splicing machine is as under:

- 3.20.1 Wash hands thoroughly before start of splicing.
- 3.20.2 Dip the clean bare fibre in the beaker of ethyl alcohol of the ultrasonic cleaver. Switch on

ultrasonic cleaver for 5-10 seconds (some of the manufacturers does not prescribe the above cleaning).

- 3.20.3 Place the bare fiber inside 'V' groove of the splicing machine by opening clamp handle such that the end of fiber is app.1 mm. over the end of the 'V' groove towards the electrodes.
- 3.20.4 Repeat the same procedure for other fibre, however first insert heat shrink splice protector.
- 3.20.5 Press the start button on the splice controller.
- 3.20.6 The machine will pre fuse, set align both in 'X' and 'Y' direction and then finally fuse the fiber.
- 3.20.7 Inspect the splice on monitor if provided on the fusion splicing machine and assure no nicking, bulging is there and cores appear to be adequately aligned if the splice does not visually look good repeat the above procedure.
- 3.20.8 Slide the heat shrink protector over the splice and place in tube heater. Heat is complete when soft inner layer is seen to be 'oozing' out of the ends of the outer layer of the protector.
- 3.20.9 Repeat the same procedure for all the other fibers
- 3.21 **ORGANISING FIBER AND FINISHING JOINTS**
- 3.21.1 After each fiber is spliced, the heat shrink protection sleeve must be slipped over the bare fiber before any handling of fiber takes place, as uncoated fibers are very brittle and cannot withstand small radius bends without breaking.
- 3.21.2 The fiber is then organized into its tray by coiling the fibers on each side of the protection sleeve using the full tray side to ensure the maximum radius possible for fiber coils.
- 3.21.3 The tray is placed in the position.
- 3.21.4 **OTDR reading taken for all splices in this organized state and recorded on the test sheet to confirm that all fibers attenuation are within 0.02 dB per splice. This OTDR test confirms fibers were not subjected to excessive stress during the organizing process.**
- 3.21.5 After this the joint can be closed with necessary sealing etc and ready for placement in the pit.
- 3.22 **PLACING OF COMPLETED JOINT IN PIT**
- 3.22.1 Joint is taken out from the vehicle and placed on the tarpaulin provided near the pit.
- 3.22.2 The cable is laid on the ground, loop the cable such that pen mark previously place on the cable line up. Tape these loops together at the top of the coil.
- 3.22.3 The joint can now be permanently closed and sealed by heating heat shrinkable sleeve etc. However, before closing, silica gel to be kept inside for moisture protection.
- 3.22.4 Now the joint closure is fixed to the bracket on the pit wall and pit is closed.
- 3.23 **OPENING OF THE JOINT.** If required for attending to faults etc., manufacturers supply special kits for opening of the joint and the steps to be followed. However the general steps are as under:
 - 3.23.1 Using suitable knife cut heat shrink sleeve longitudinally along its entire length.
 - 3.23.2 Do not damage the smaller heat shrunk sleeve on the ends of the joint.
 - 3.23.3 Apply heat to the cut sleeve until it begins to separate.
 - 3.23.4 Gently remove the cut sleeve from the joint. Now the joint can be opened.
 - 3.23.5 Protective sleeve/cover can be removed for attending to faults etc.
- 3.24 **RCC joint/Loop Chambers.** RCC joint/loop chambers of 0.9 mts inner dia, 60cm depth and 3mm thickness with 2 piece top cover with two hooks each and bottom cover with holes for drainage and cable entry as per drawing No RAILTEL/SR/ OFC/2009/12.
and as directed of RailTel engineer to be provided at every KM for OFC joint/ loop. The Chamber shall be filled with sand mixed with anti termite powder .

Installation Specification:

1. A pit of Diameter 1200mm and of depth 1300mm has to be dug.
2. The bottom plate type cover has to be place first and the chamber to be inserted later.
3. Cable duct entry window to be opened at the semi closed circular cuts on the enclosure by hitting with hammer/screw driver as per no. of ducts.
4. Top cover should be place slowly in its position as shown in the drawing.
5. The soil has to be pulled back over the chamber buried 600mm below the ground level.

- 3.25 **Termination of OFC in FMS:** The OFC has to be terminated in the FDMS supplied by RailTel as directed by the RailTel Engineer-in-Charge as per site requirement. Fiber 1-4 has to be terminated in every Railway station in FDMS supplied by RailTel. Branch joint to be made in each station by cutting only tube no.1.All 24 fibers to be terminated at important stations specified by RailTel.
- 3.26 **Testing of fibers and submission of as made drawings:** The contractor has to do the testing and commissioning of OFC system from Cable hut to cable hut with proper lead in and lead out through G.I Pipe, splicing and termination as directed by RailTel engineer. Testing and commissioning after defect rectification if any defects located during the testing, obtaining the clearance from RailTel in the form of acceptance certificate, preparation of test reports, as build drawings of cable route plan and OFC jointing location schedules in CAD format and submission of 2 soft copies in CDs and 3 hard copies in A3 size etc., complete to the finished item of work and as directed by the RailTel Engineer-in-charge.
- 3.26.1 **Testing** consists of **OTDR** reading and **power meter** reading of all fibers. Station to station testing is required for fibers terminated at block stations. Run through fibers may be tested form end-to-end terminations only. OTDR readings are to be taken in 1310 nm and 1550nm windows and one set of readings to be recorded in soft as well as hard copy and submitted duly counter signed by contractor’s authorized representative and RailTel’s engineer – in - charge.
- 3.26.2 **Reports:** The reports consists of (a) tabulation of all events reported by OTDR of more than 0.2 db over the section for all fibers tested, (b) Tabulation of power loss from A-B & B-A direction, average and loss per km in both 1310 & 1550 nm. for all the fibers tested.

3.27 **TEST PROTOCOL FOR OPTICAL FIBRE CABLE**

SYSTEM TEST PROTOCOL	OPTICAL FIBRE CABLE	FIELD TEST

Route: -----	Date: -----	
Station: -----	No. of mid- section splices: -----	
Section: -----	Measured by: -----	
Length (by OTDR): -----	Length as per meter marking on cable sheath-----	
Optical measurements (On Line):		

Measurement	Fibre – number 1 2 3 422 23 24	Accepted Value
1.1 Total attenuation at 1300/1550 nm with OTDR		
1.2 Total attenuation per Km at 1300/1550 nm:		<0.40 dB/Km at 1300 nm &<0.25 at 1550 nm
1.3 Splice Loss in dB with OTDR Location		Average splice loss
OHE Mast No. / Overhead alignment post no. A. B. C. D. E.		
Average Splice Loss		0.15 dB/Splice

NOTE: ALSO ATTACH OTDR RESULTS |----|

2) Visual Inspection (On Line):

2.1 No. of Cable drum used in the section: -----

2.2 S.No. of cable and length of each drum:

<u>S.No.</u>	<u>LENGTH</u>
1. -----	Mtr
2. -----	Mtr
3. -----	Mtr
4. -----	Mtr
5. -----	Mtr

2.5 Location of Isolation Sleeves: 1. 2. 3.

Contractor's Representative

RailTel's Representative

3.28 TOOLS AND EQUIPMENTS REQUIRED FOR JOINTING AND TERMINATION OF FIBRE OPTIC CABLE.

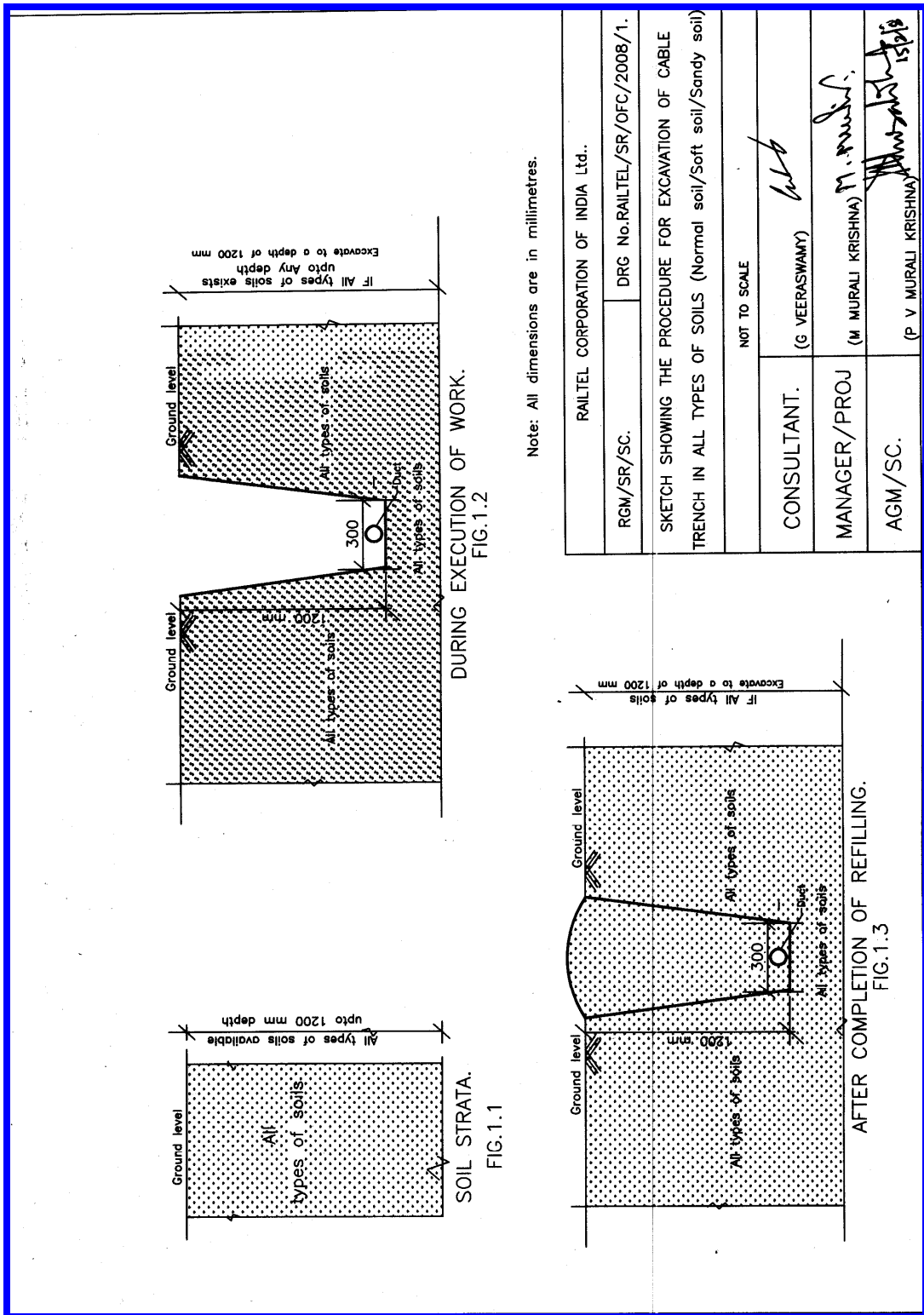
S.No. Tool's Name

1. Branch Joint Closure
2. Termination Box
3. Rubber end Block
4. Sheath Clamp
5. Bushing
6. Strength Member holder
7. Heat Shrinkage tube
8. Arc fusion splicer machine.
9. Power cord AC/DC
10. Walkie-Talkie 12V DC source
11. Tube heater
12. Precision cleaver
13. Cable sheath stripper
14. Fibre stripper
15. Knife for HDPE cutting
16. Hexa for strength membrane
17. Isopropyl alcohol or methanol of high specific gravity
18. Johnson Buds
19. Tweezers
20. Gun heater Blower type
21. Sleeve for splice protection
22. O.T.D.R.
23. Stickers for numbering of splicers.
24. Portadle k. oil generator
25. Umbriilla 2 Nos.
26. Dust protection for splicing machine

Note:-Wherever cable has to be coiled/looped, the diameter of the coil/loop shall be greater than 50 times the diameter of the cable.

Replacement of Defective OFC: No defects like high loss events and fiber breaks are permitted and the contractor shall at his cost replace the entire drum length of cable of RAILTEL's specification and in any case not less than the length of the drum being re-laid. The contractor also at his cost blows the cable again including the splicing/Termination of the cable. No joints with pieces of OFC are permitted. In case of any deviation, specific approval from Competent Authority of RailTel should be obtained

DRAWINGS



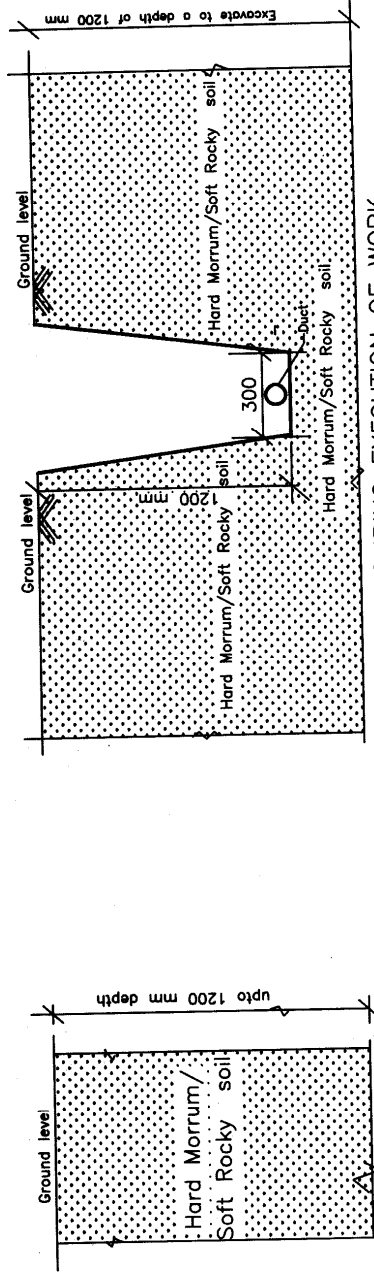


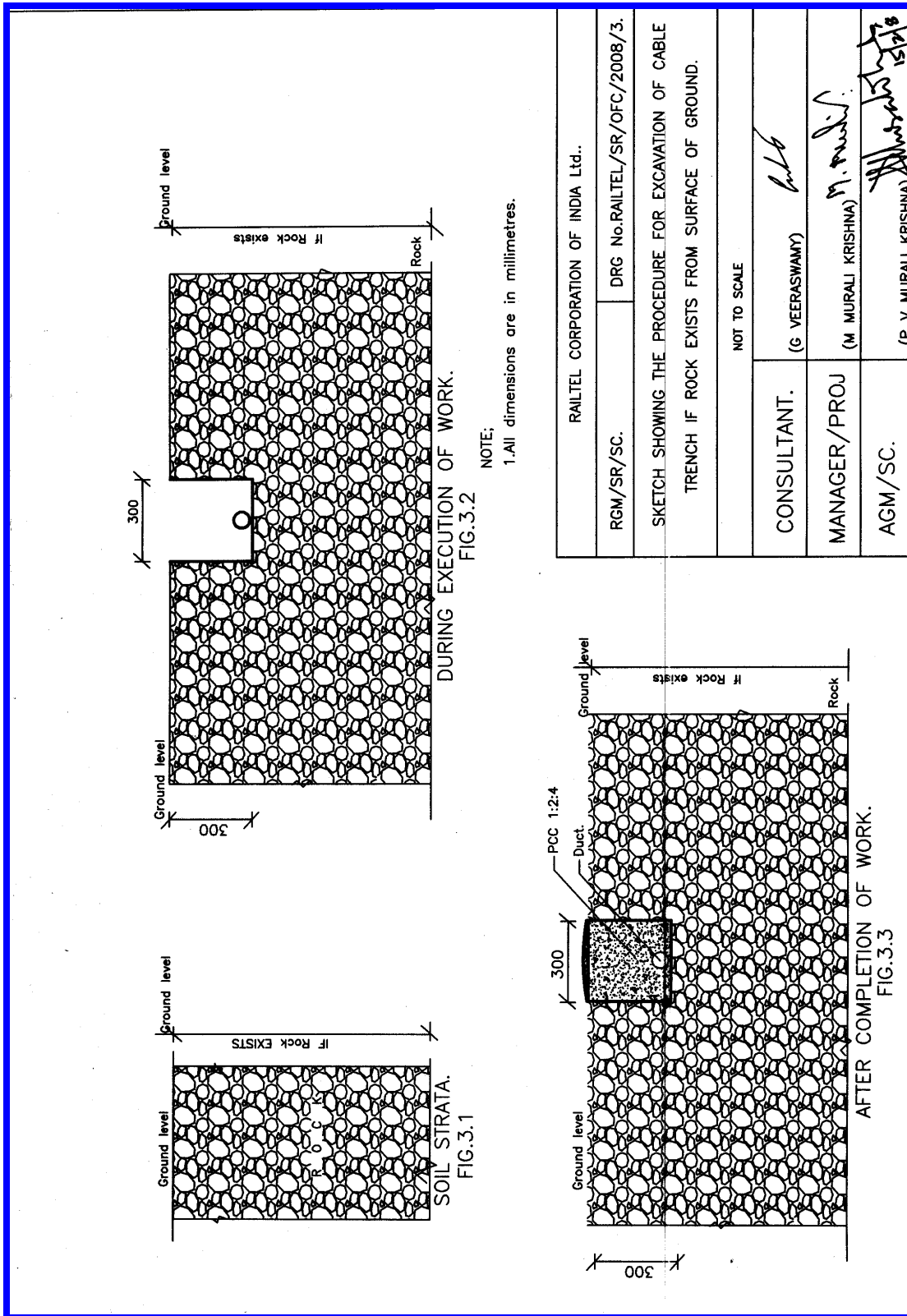
FIG. 2.1
SOIL STRATA.

FIG. 2.2
DURING EXECUTION OF WORK.

FIG. 2.3
AFTER COMPLETION OF REFILLING.

Note: All dimensions are in millimetres.

RAILTEL CORPORATION OF INDIA Ltd.	
RGM/SR/SC.	DRG No.RAILTEL/SR/OFC/2008/2.
SKETCH SHOWING THE PROCEDURE FOR EXCAVATION OF CABLE TRENCH IN Hard Morrurum/Soft Rocky soil	
NOT TO SCALE	
CONSULTANT.	(G VEERASWAMY)
MANAGER/PROJ	M. MURALI KRISHNA
AGM/SC.	(P V MURALI KRISHNA) 15/2/18



RAILTEL CORPORATION OF INDIA Ltd..	
RGM/SR/SC.	DRG No.RAILTEL/SR/OFC/2008/3.
SKETCH SHOWING THE PROCEDURE FOR EXCAVATION OF CABLE TRENCH IF ROCK EXISTS FROM SURFACE OF GROUND.	
NOT TO SCALE	
CONSULTANT.	(G VEERASWAMY)
MANAGER/PROJ	(M MURALI KRISHNA)
AGM/SC.	(P. V. MURALI KRISHNA)

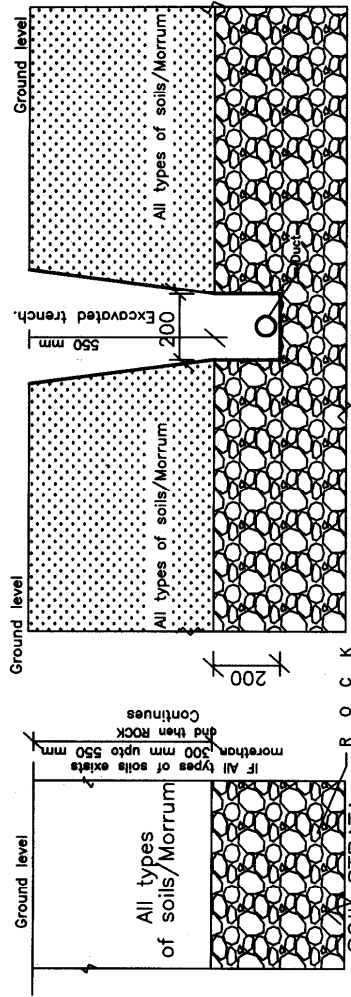


FIG.4.1 SOIL STRATA. DURING EXECUTION OF WORK.

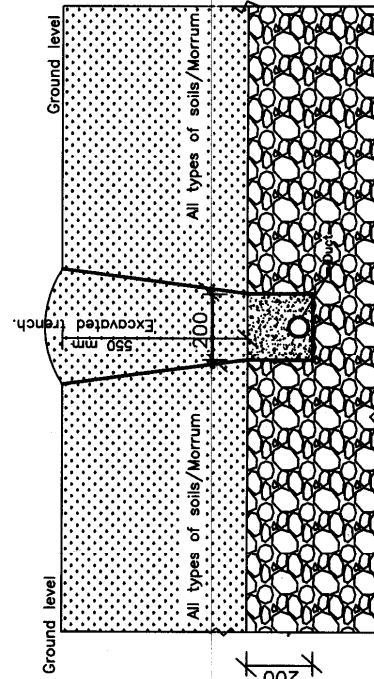
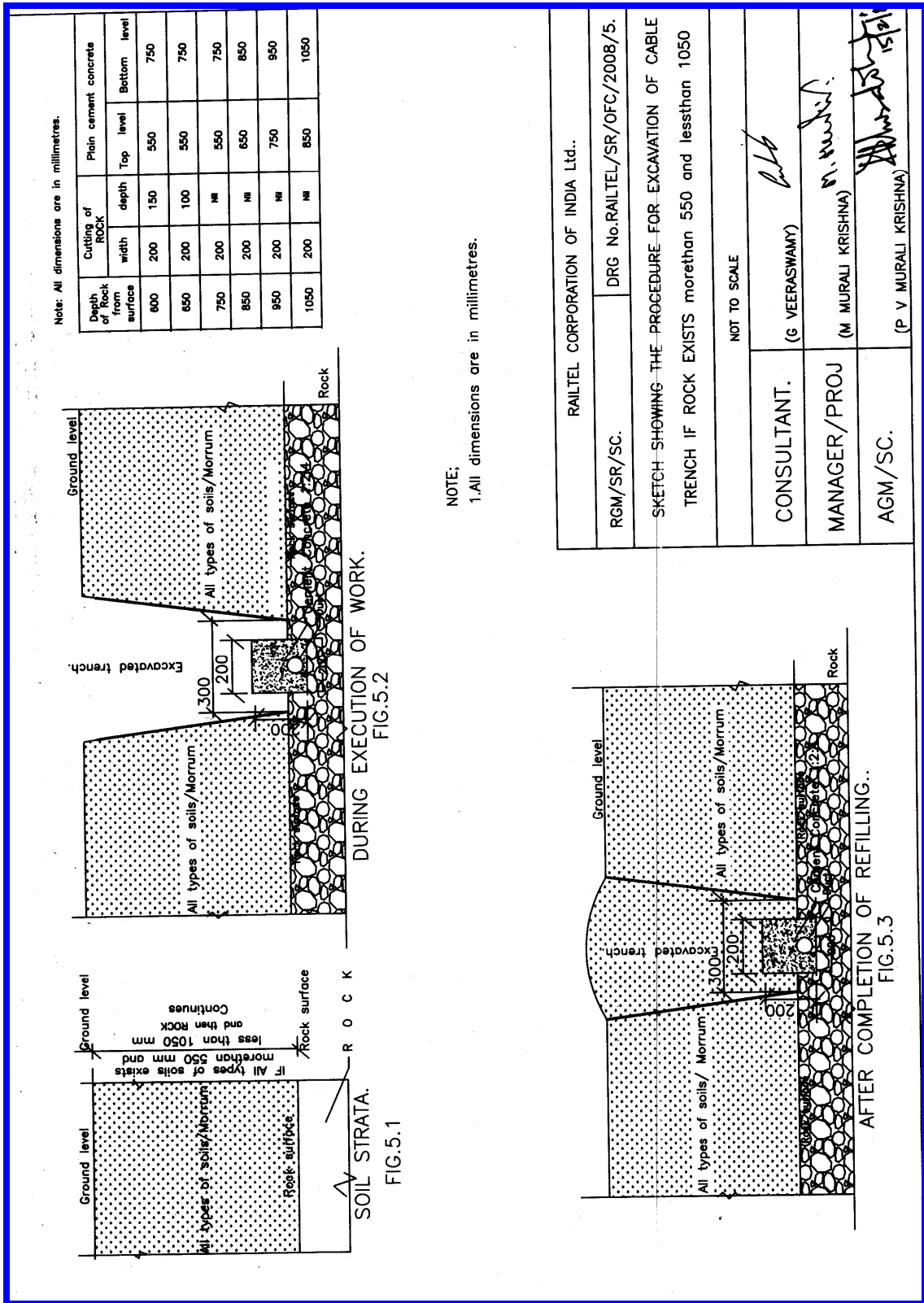


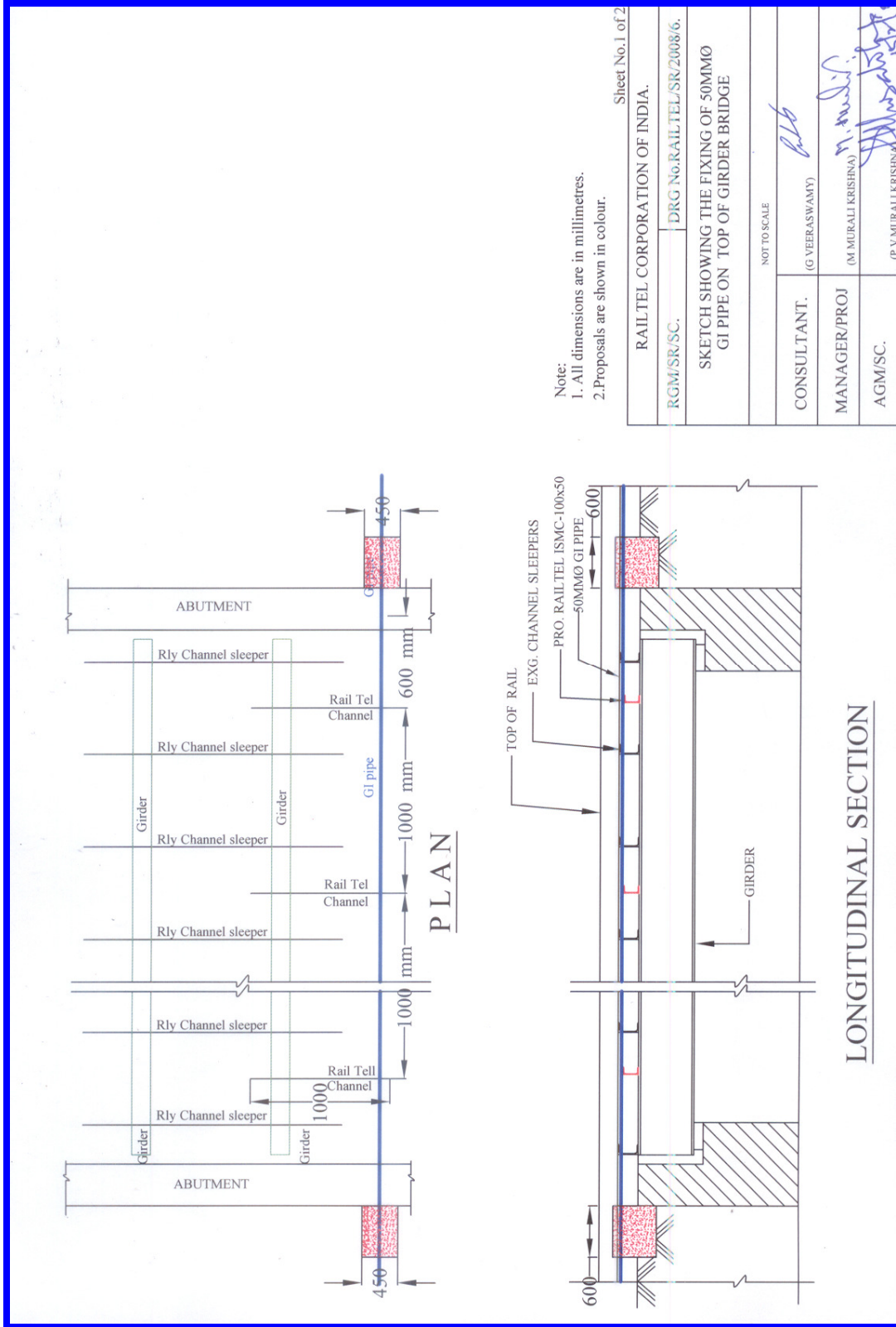
FIG.4.2 AFTER COMPLETION OF REFILLING.

Depth of rock from surface	Cutting of ROCK.		Plain cement concrete	
	width	depth	Top level	Bottom level
300	200	200	300	500
350	200	200	350	550
450	200	200	450	650
550	200	200	550	750

NOTE:
1. All dimensions are in millimetres.

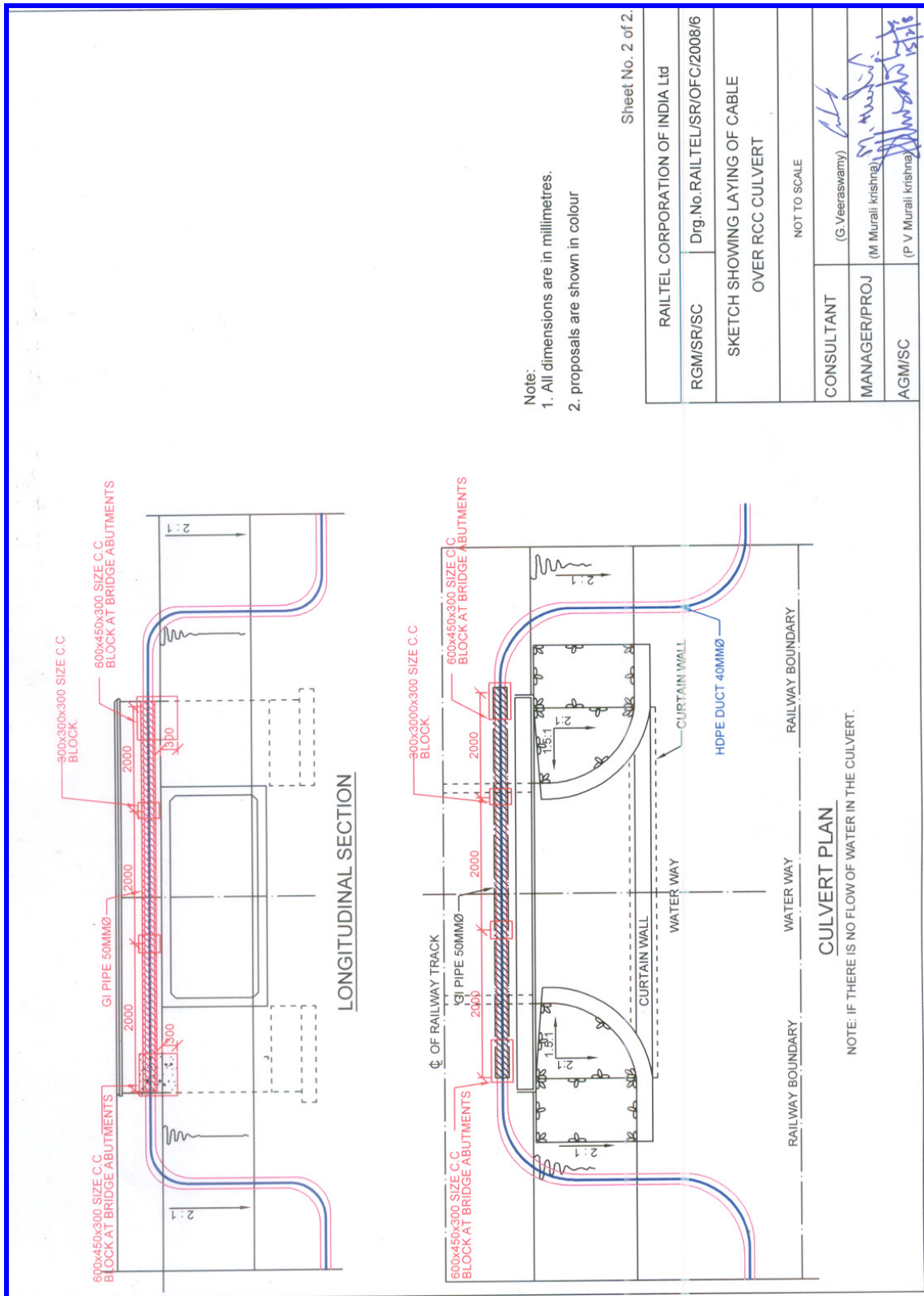
RAILTEL CORPORATION OF INDIA Ltd.	
RGM/SR/SC.	DRG No.RAILTEL/SR/OFC/2008/4.
SKETCH SHOWING THE PROCEEDURE FOR EXCAVATION OF CABLE TRENCH IF ROCK EXISTS morethan 300 to 550 mm FROM G.L.	
NOT TO SCALE	
CONSULTANT.	(G VEERASWAMY)
MANAGER/PROJ	(M MURALI KRISHNA)
AGM/SC.	(P. V. MURALI KRISHNA)





Note:
 1. All dimensions are in millimetres.
 2. Proposals are shown in colour.

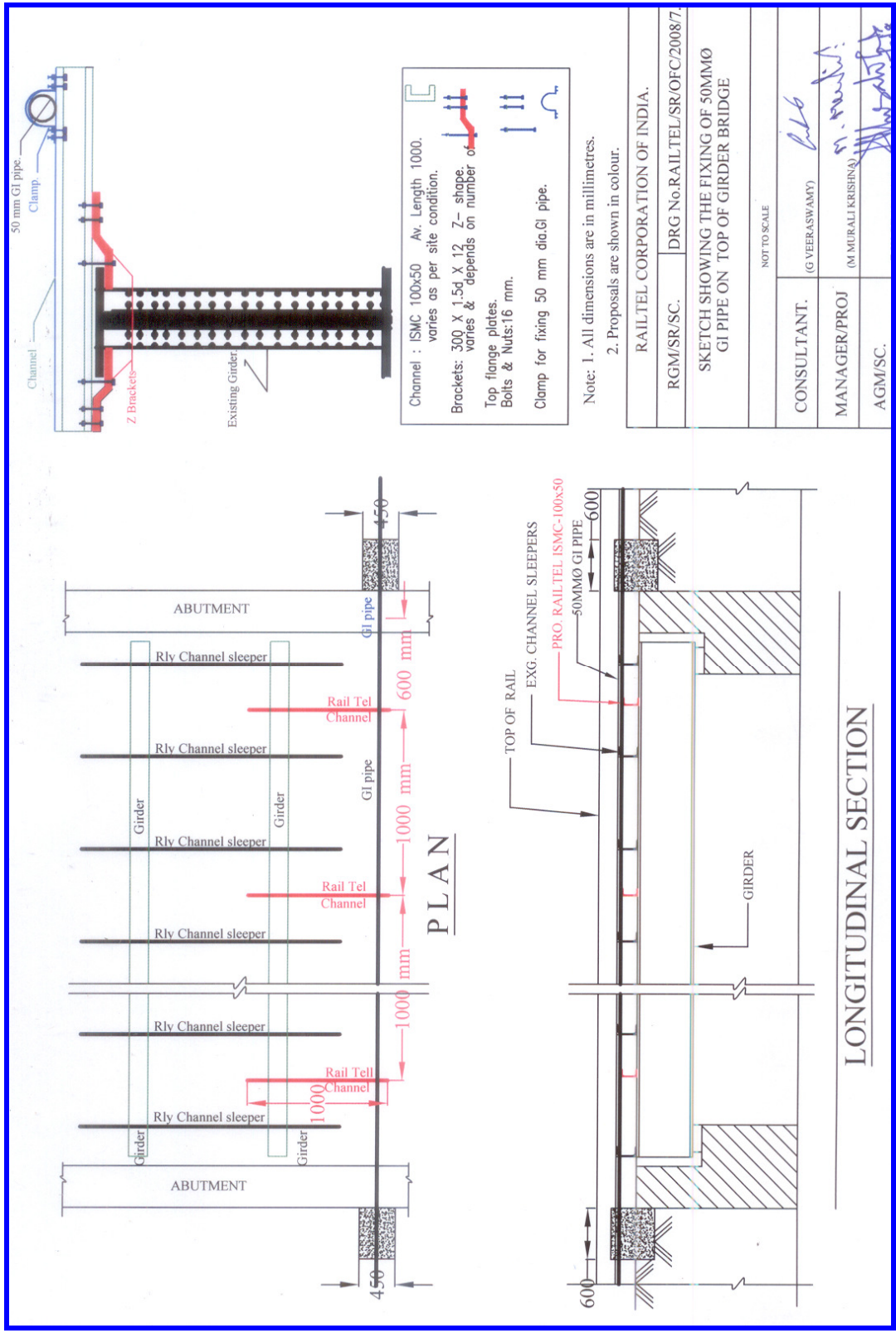
Sheet No.1 of 2	
RAILTEL CORPORATION OF INDIA.	
RGM/SR/SC.	DRG No.RAILTEL/SR/2008/6.
SKETCH SHOWING THE FIXING OF 50MMØ GI PIPE ON TOP OF GIRDER BRIDGE	
NOT TO SCALE	
CONSULTANT.	(G.VEERASWAMY)
MANAGER/PROJ	(M.MURALI KRISHNA)
AGM/SC.	(S.V.MURALI KRISHNA)

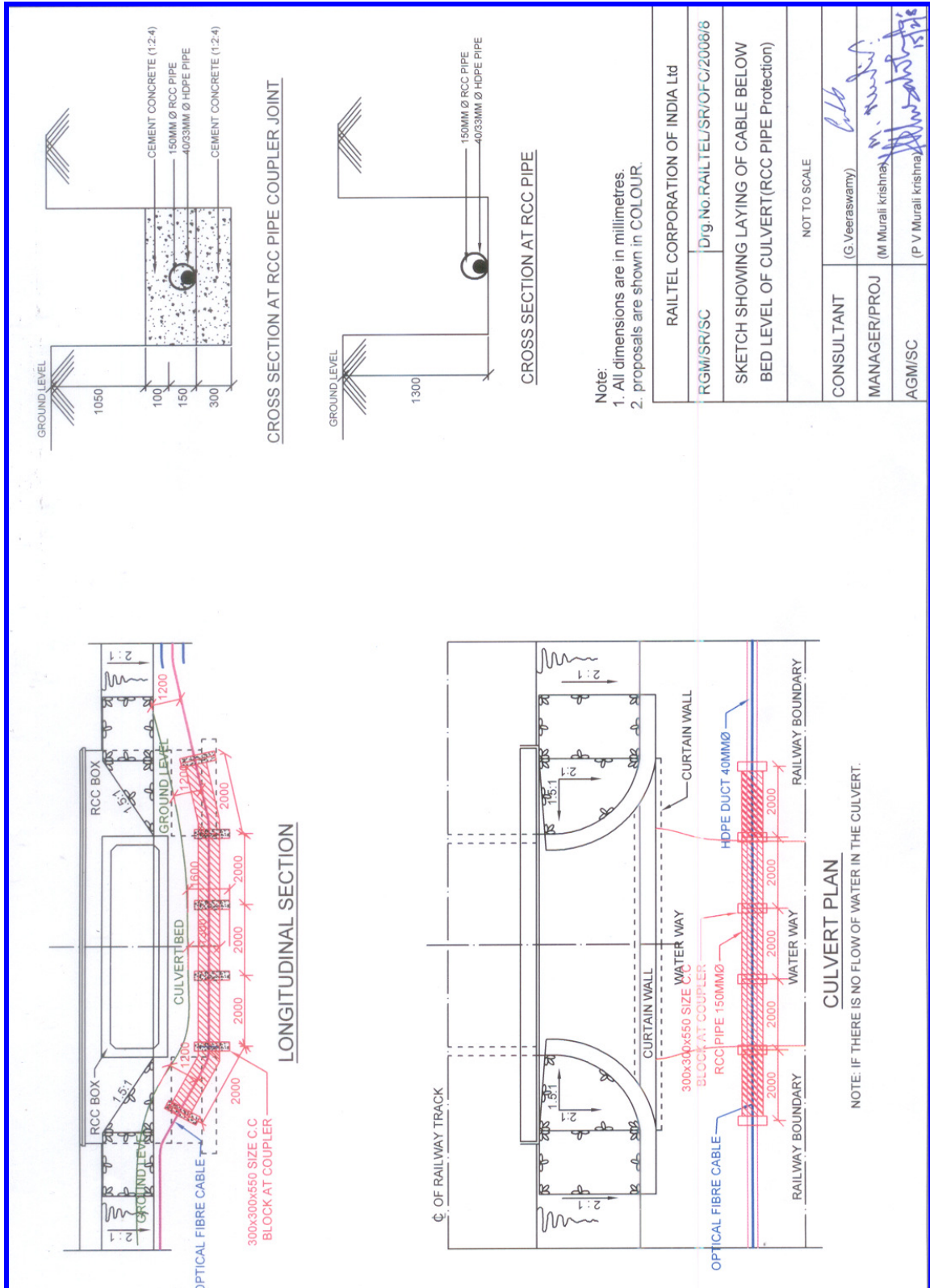


Note:
 1. All dimensions are in millimetres.
 2. proposals are shown in colour

Sheet No. 2 of 2.

RAILTEL CORPORATION OF INDIA Ltd	
RGM/SR/SC	Drg.No.RAIL TEL/SR/OFC/2008/6
SKETCH SHOWING LAYING OF CABLE OVER RCC CULVERT	
NOT TO SCALE	
CONSULTANT	(G.Veeraswamy)
MANAGER/PROJ	(M Murali krishna)
AGM/SC	(P V Murali krishna)



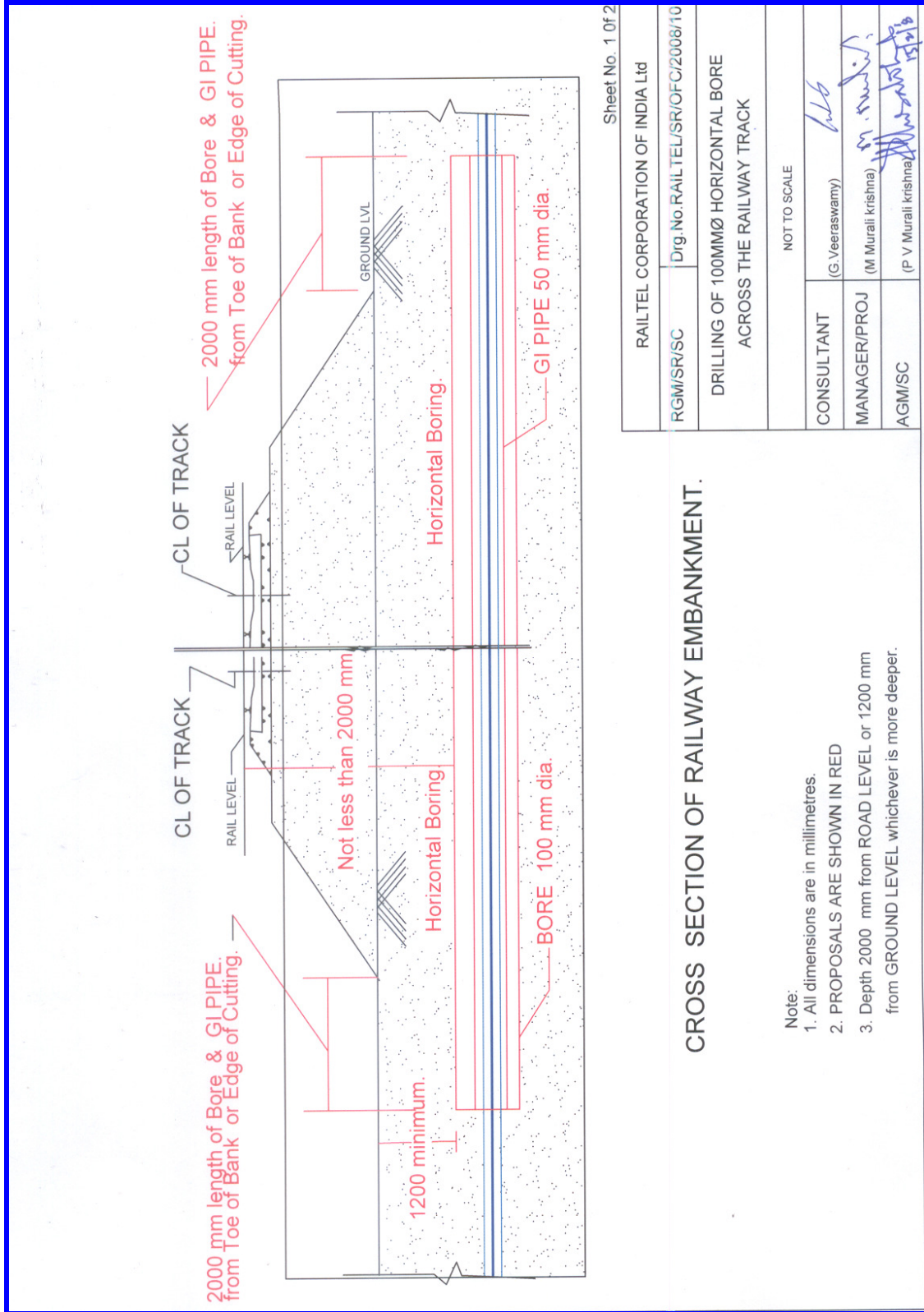


CROSS SECTION AT RCC PIPE COUPLER JOINT

CROSS SECTION AT RCC PIPE

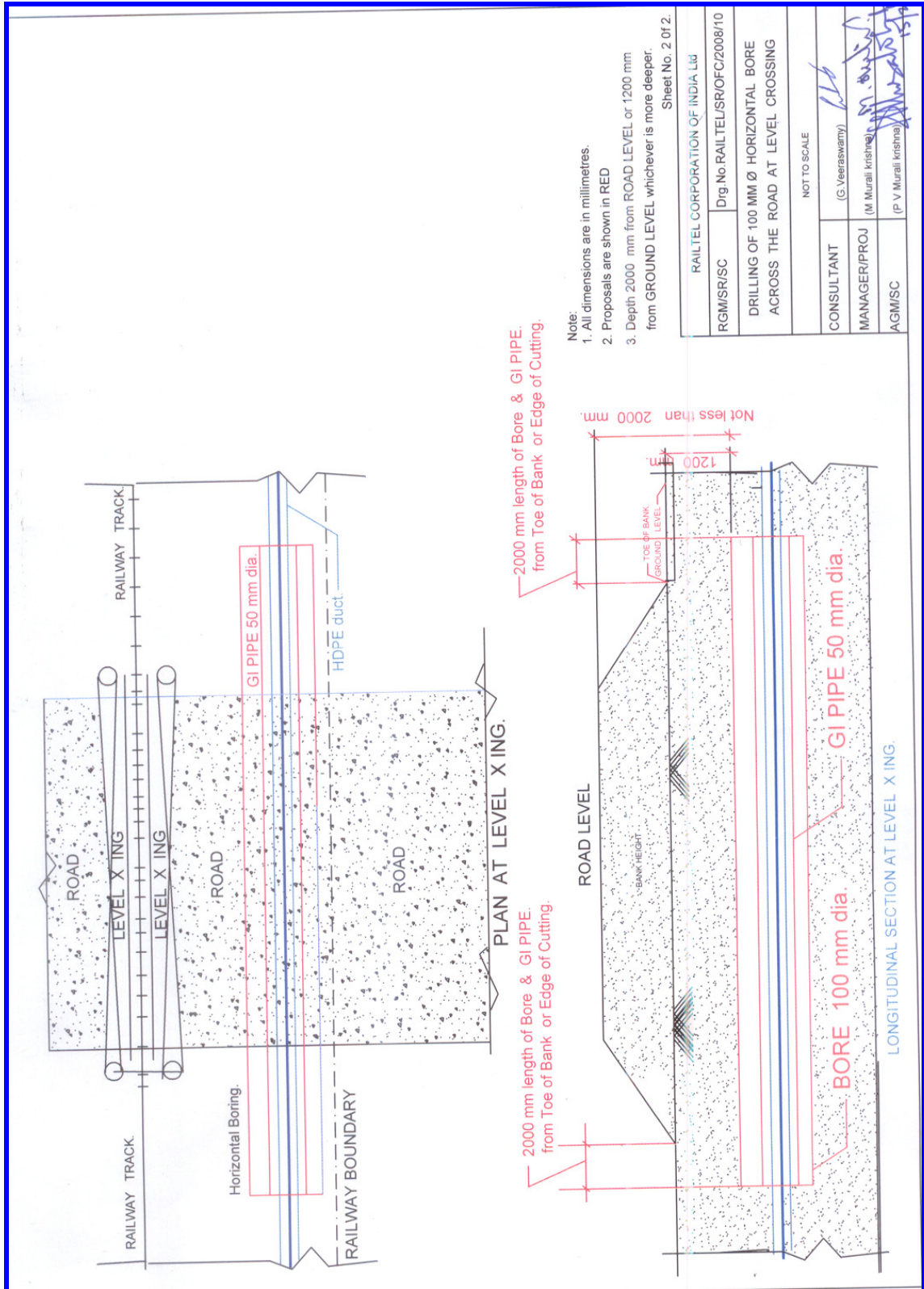
Note:
 1. All dimensions are in millimetres.
 2. proposals are shown in COLOUR.

RAILTEL CORPORATION OF INDIA Ltd	
RGM/SR/SC	Drg.No.RAILTEL/SR/OFC/2006/8
SKETCH SHOWING LAYING OF CABLE BELOW BED LEVEL OF CULVERT(RCC PIPE Protection)	
NOT TO SCALE	
CONSULTANT	(G.Veeraswamy)
MANAGER/PROJ	(M Murali krishna)
AGM/SC	(P.V.Murali krishna)



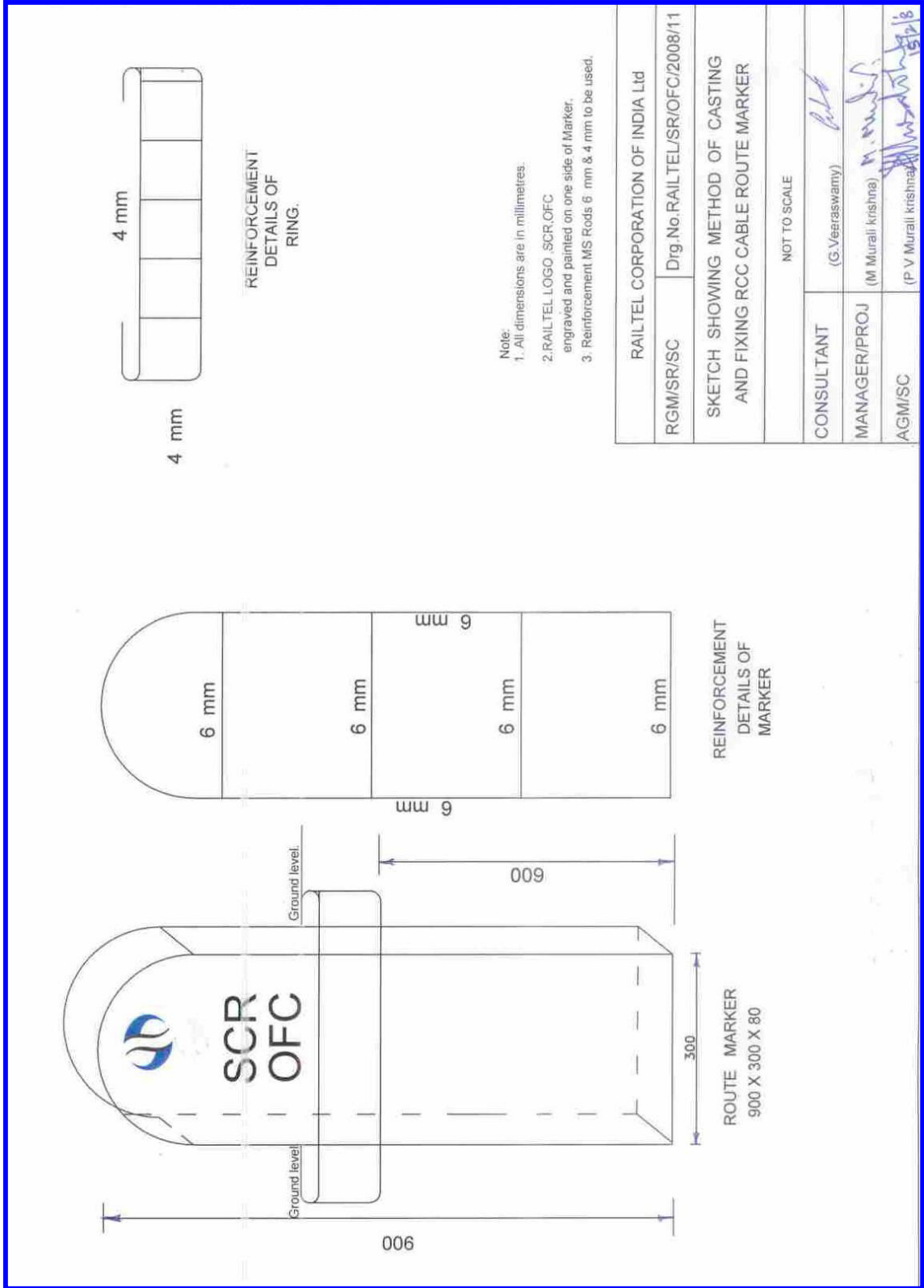
Sheet No. 1 of 2

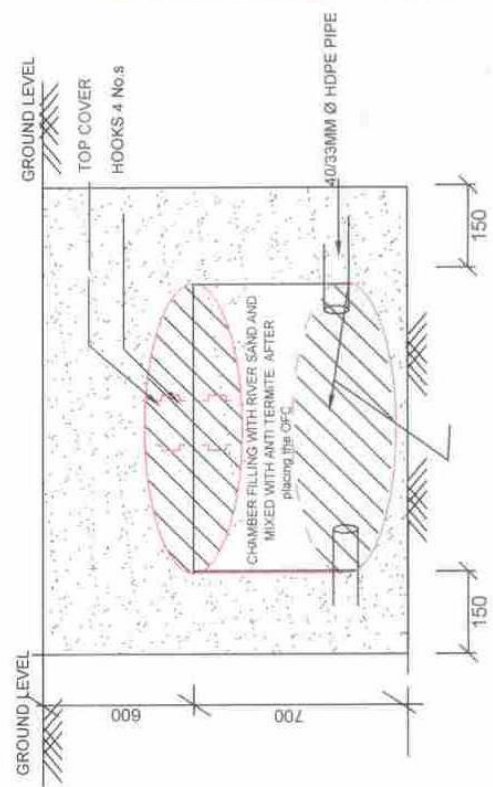
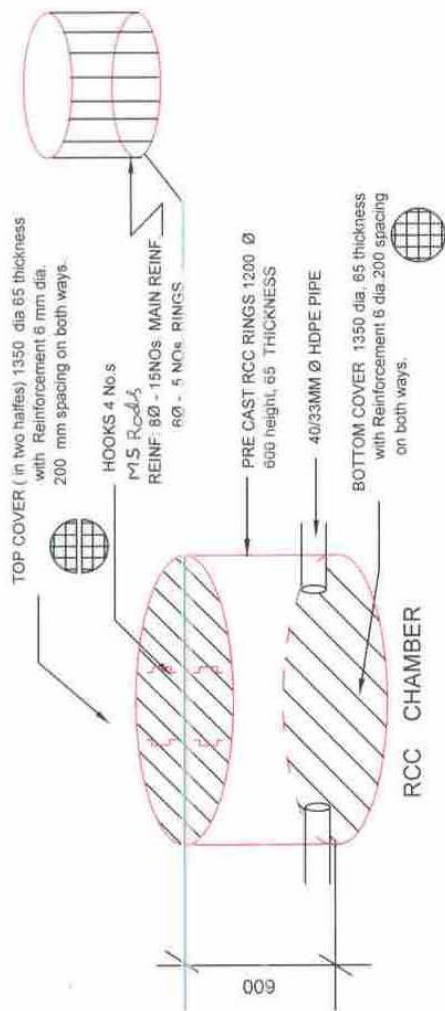
RAILTEL CORPORATION OF INDIA Ltd	
RGM/SR/SC	Dtg. No. RAIL TEL/SR/OFC/2008/10
DRILLING OF 100MMØ HORIZONTAL BORE ACROSS THE RAILWAY TRACK	
NOT TO SCALE	
CONSULTANT	(G. Veeraswamy)
MANAGER/PROJ	(M. Murali Krishna)
AGM/SC	(P. V. Murali Krishna)



Note:
 1. All dimensions are in millimetres.
 2. Proposals are shown in RED
 3. Depth 2000 mm from ROAD LEVEL or 1200 mm from GROUND LEVEL whichever is more deeper.
 Sheet No. 2 Of 2.

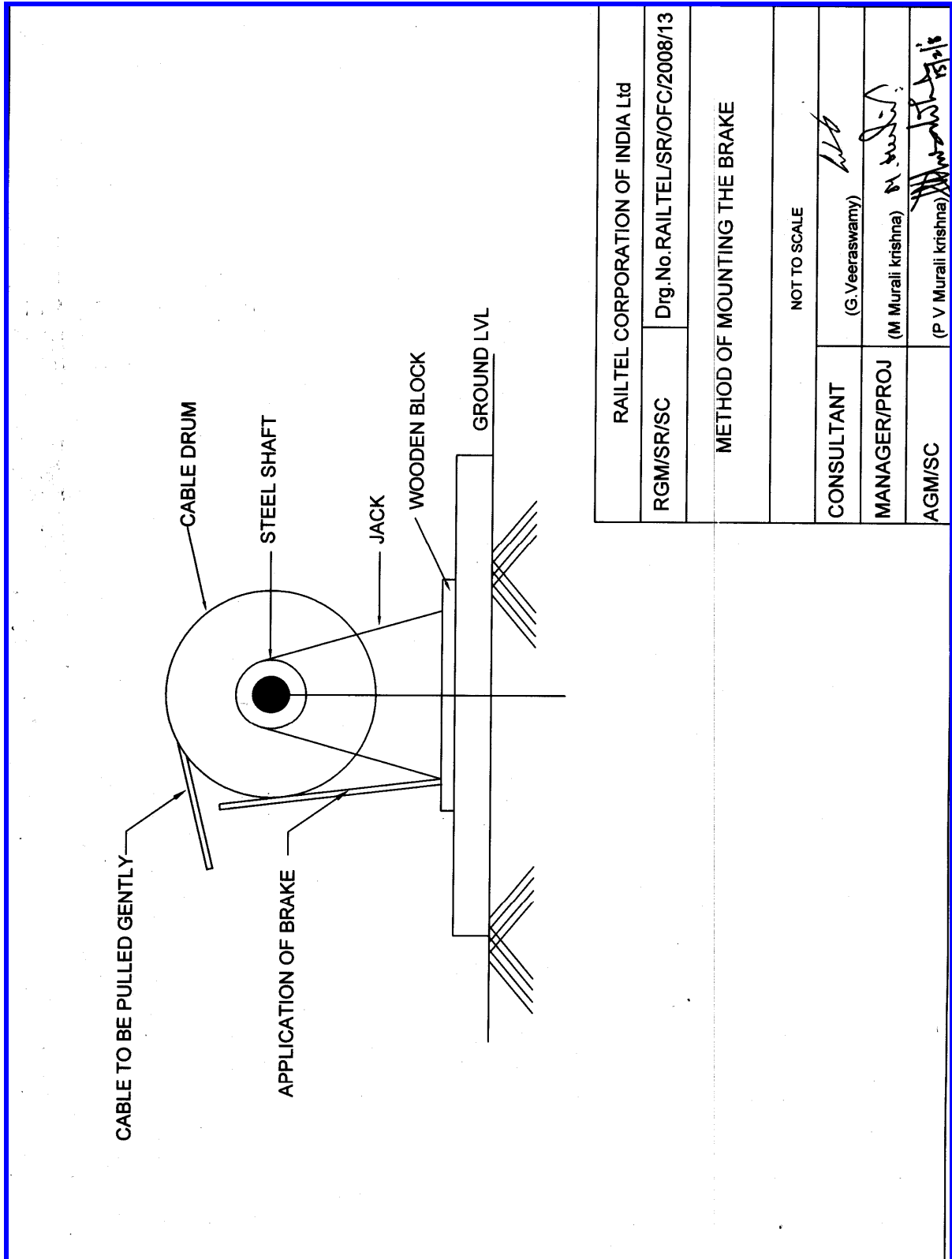
RAILTEL CORPORATION OF INDIA Ltd	
RGMS/SR/SC	Drg.No.RAILTEL/SR/OFC/2008/10
DRILLING OF 100 MM Ø HORIZONTAL BORE ACROSS THE ROAD AT LEVEL CROSSING	
NOT TO SCALE	
CONSULTANT	(G. Veeraswamy)
MANAGER/PROJ	(M. Murali Krishna)
AGM/SC	(P. V. Murali Krishna)





Note:
1. All dimensions are in millimetres.

RAILTEL CORPORATION OF INDIA Ltd	
RGM/SR/SC	Drg.No.RAILTEL/SR/OFC/2008/12
SKETCH OF CONSTRUCTION OF LOOP SPLICE CHAMBER	
NOT TO SCALE	
CONSULTANT	(G.Veeraswamy)
MANAGER/PROJ	(M Murali krishna) <i>M. Murali</i>
AGM/SC	(P V Murali krishna) <i>P. V. Murali Krishna</i> 15/2/18



Any other drawings not available in tender document can be obtained from RailTel Engineer-In-Charge.