



To
The Members
RailTel Enterprises Limited

INDEPENDENT AUDITOR'S REPORT
Report on the Audit of the Standalone Financial Statements

Opinion

We have audited the accompanying standalone financial statements of RailTel Enterprises Limited ("the Company") which comprises the Balance Sheet as at March 31, 2023, the Statement of Profit and Loss (including Other Comprehensive Income), Statement of Changes in Equity and Statement of cash flows for the year then ended, and notes to the financial statements, including a summary of significant accounting policies and other explanatory information.

In our opinion and to the best of our information and according to the explanations given to us, the aforesaid standalone Ind AS financial statements give the information required by the Act in the manner so required and give a true and fair view in conformity with the Indian Accounting Standards prescribed under section 133 of the Act read with the Companies (Indian Accounting Standards) Rules, 2015, as amended, ("Ind As") and other accounting principles generally accepted in India, of the state of affairs of the Company as at March 31, 2023, and profit/loss, total comprehensive income, the changes in equity and its cash flows for the year ended on that date.

Basis for Opinion

We conducted our audit in accordance with the Standards on Auditing (SAs) specified under section 143(10) of the Companies Act, 2013. Our responsibilities under those Standards are further described in the Auditor's Responsibilities for the Audit of the Standalone Financial Statements section of our report. We are independent of the Company in accordance with the Code of Ethics issued by the Institute of Chartered Accountants of India together with the ethical requirements that are relevant to our audit of the standalone Ind AS financial statements under the provisions of the Companies Act, 2013 and the Rules there under, and we have fulfilled our other ethical responsibilities in accordance with these requirements and the Code of Ethics. We believe that the audit evidence we have obtained is sufficient and appropriate to provide a basis for our opinion.

Key Audit Matters

Key Audit Matters are those matters that, in our professional judgement, were of most significance in our audit of the standalone Ind AS financial statements of the current period. These matters were addressed in the context of our audit of the Standalone Ind AS financial statements as a whole, and informing our opinion thereon, and we do not provide a separate opinion on these matters.



Reporting of key audit matter as per SA 701, Key Audit Matters are not applicable to the Company as it is an unlisted company.

Responsibilities of Management and those charged with Governance for the Standalone Financial Statements

The Company's Board of Directors is responsible for the matters stated in section 134(5) of the Companies Act, 2013 ("the Act") with respect to the preparation of these standalone Ind AS financial statements that give a true and fair view of the financial position, financial performance, including other comprehensive income, changes in equity and cash flows of the Company in accordance with accounting principles generally accepted in India, including Indian Accounting Standards (Ind AS) prescribed under section 133 of the Act read with the Companies (Indian Accounting Standards) Rules, 2015, as amended from time to time.

This responsibility also includes maintenance of adequate accounting records in accordance with the provisions of the Act for safeguarding of the assets of the Company and for preventing and detecting frauds and other irregularities; selection and application of appropriate implementation and maintenance of accounting policies; making judgments and estimates that are reasonable and prudent; and design, implementation and maintenance of adequate internal financial controls that were operating effectively for ensuring the accuracy and completeness of the accounting records, relevant to the preparation and presentation of the standalone Ind AS financial statement that give a true and fair view and are free from material misstatement, whether due to fraud or error.

In preparing the Ind AS financial statements, management is responsible for assessing the Company's ability to continue as a going concern, disclosing, as applicable, matters related to going concern and using the going concern basis of accounting unless management either intends to liquidate the Company or to cease operations, or has no realistic alternative but to do so.

The Board of Directors are also responsible for overseeing the company's financial reporting process.

Auditor's Responsibilities for the Audit of Standalone Financial Statement

Our objectives are to obtain reasonable assurance about whether the Standalone Ind AS financial statements as a whole are free from material misstatement, whether due to fraud or error, and to issue an auditor's report that includes our opinion. Reasonable assurance is a high level of assurance, but is not a guarantee that an audit conducted in accordance with SAs will always detect a material misstatement when it exists. Misstatements can arise from fraud or error and are considered material if, individually or in the aggregate, they could reasonably be expected to influence the economic decisions of users taken on the basis of these standalone Ind AS financial statements.

As part of an audit in accordance with SAs, we exercise professional judgment and maintain professional skepticism throughout the audit. We also:

- Identify and assess the risks of material misstatement of the financial statements, whether due to fraud or error, design and perform audit procedures responsive to those risks, and obtain audit evidence that is sufficient and appropriate to provide a basis for our opinion. The risk of not



detecting a material misstatement resulting from fraud is higher than for one resulting from error, as fraud may involve collusion, forgery, intentional omissions, misrepresentations, or the override of internal control.

- Obtain an understanding of internal control relevant to the audit in order to design audit procedures that are appropriate in the circumstances. Under section 143(3)(i) of the Companies Act, 2013, we are also responsible for expressing our opinion on whether the company has adequate internal financial controls system in place and the operating effectiveness of such controls.
- Evaluate the appropriateness of accounting policies used and the reasonableness of accounting estimates and related disclosures made by management.
- Conclude on the appropriateness of management's use of the going concern basis of accounting and, based on the audit evidence obtained, whether a material uncertainty exists related to events or conditions that may cast significant doubt on the Company's ability to continue as a going concern. If we conclude that a material uncertainty exists, we are required to draw attention in our auditor's report to the related disclosures in the financial statements or, if such disclosures are inadequate, to modify our opinion. Our conclusions are based on the audit evidence obtained up to the date of our auditor's report. However, future events or conditions may cause the Company to cease to continue as a going concern.
- Evaluate the overall presentation, structure and content of the financial statements, including the disclosures, and whether the financial statements represent the underlying transactions and events in a manner that achieves fair presentation.

We communicate with those charged with governance regarding, among other matters, the planned scope and timing of the audit and significant audit findings, including any significant deficiencies in internal control that we identify during our audit.

We also provide those charged with governance with a statement that we have complied with relevant ethical requirements regarding independence, and to communicate with them all relationships and other matters that may reasonably be thought to bear on our independence, and where applicable, related safeguards.

From the matters communicated with those charged with governance, we determine those matters that were of most significance in the audit of the financial statements of the current period and are therefore the key audit matters. We describe these matters or when, in extremely rare circumstances, we determine that a matter should not be communicated in our report because the adverse consequences of doing so would reasonably be expected to outweigh the public interest benefits of such communications.



Report on Other Legal and Regulatory Requirements

1. As required by the Companies (Auditor's Report) Order, 2020 ("the Order"), issued by the Central Government of India in terms of sub-section (11) of section 143 of the Companies Act, 2013, we give in the "Annexure A" a statement on the matters specified in paragraphs 3 and 4 of the Order, to the extent applicable.
2. The Comptroller and Auditor General of India has issued directions indicating the areas to be examined in terms of sub-section (5) of section 143 of the Companies Act 2013, the compliance of which is set out in "Annexure B".
3. As required by Section 143(3) of the Act, we report that:
 - (a) We have sought and obtained all the information and explanations which to the best of our knowledge and belief were necessary for the purposes of our audit.
 - (b) In our opinion, proper books of account as required by law have been kept by the Company so far as it appears from our examination of those books.
 - (c) The standalone financial statements i.e., Balance Sheet, Statement of Profit and Loss including the Statement of Other Comprehensive Income, the Cash Flow Statement and Statement of Changes in Equity Dealt with by this Report are in agreement with books of account;
 - (d) In our opinion, the aforesaid standalone Ind AS financial statements comply with the Indian Accounting Standards specified under Section 133 of the Act, read with Companies (Indian Accounting Standards) Rules, 2015, as amended;
 - (e) On the basis of the written representations received from the directors as on 31st March, 2023 and the same was taken on record by the Board of Directors, none of the directors is disqualified as on 31st March, 2023 from being appointed as a director in terms of Section 164 (2) of the Act.
 - (f) With respect to the adequacy of the Internal Financial Controls over financial reporting of the Company and the operating effectiveness of such controls, refer to our separate Report in "Annexure C" to this report;
 - (g) Pursuant to the notification no. GSR 463(E) dated 5th June 2015 issued by Ministry of Corporate Affairs, Government of India, the provision of Section 197 of the Companies Act, 2013 are not applicable to the Company, being a Government Company; and
 - (h) With respect to the other matters to be included in the Auditor's Report in accordance with Rule 11 of the Companies (Audit and Auditors) Rules, 2014, in our opinion and to the best of our information and according to the explanations given to us:
 - i) The Company has no pending litigations on its financial position in its standalone financial statements.
 - ii) The Company did not have any long-term contracts including derivative contracts for which there were any material foreseeable losses.
 - iii) During the period there is no requirement of any amount to be transferred of an unclaimed dividend to the Investor Education and Protection fund under section 124(5) of the Companies Act 2013.
 - iv) (a) The management has represented that, to the best of its knowledge and belief, no funds have been advanced or loaned or invested (either from borrowed funds or share premium or any other sources of kind of funds) by the company to or in any other person(s) or entity(ies),



including foreign entities ("Intermediaries"), with the understanding, whether recorded in writing or otherwise, that the Intermediary shall, whether, directly or indirectly lend or invest in other persons or entities identified in any manner whatsoever by or on behalf of the company ("Ultimate Beneficiaries") or provide any guarantee, security or the like on behalf of the Ultimate Beneficiaries;

(b)The management has represented that, to the best of its knowledge and belief, no funds have been received by the company from any person(s) or entity(ies), including foreign entities ("Funding Parties"), with the understanding, whether recorded in writing or otherwise, that the company shall, whether directly or indirectly, lend or invest in other persons or entities identified in any manner whatsoever by or on behalf of the Funding Party("Ultimate Beneficiaries")or provide any guarantee, security or the like on behalf of the Ultimate Beneficiaries; and

(c)Based on such audit procedures that were considered reasonable and appropriate in the circumstances, nothing has come to our notice that has caused us to believe that the representations under sub-clause (a) and (b) contain any material misstatement.

v) No dividend has been declared or paid during the year by the Company.

For SKAA & Associates

Chartered Accountants

Firm's Registration No. 012726N

CA Suresh Kumar Agarwal

Partner Membership No. 091886

Date: 16-05-2023

Place: New Delhi

UDIN: 23091886BGYE2A4117



Annexure A

Responsibilities for Audit of Standalone Ind AS Financial Statement

Referred to in paragraph 1 to "Report on Other legal and regulatory requirements" of the Independent Auditors' Report of even date to the members of RailTel Enterprises Limited on the standalone financial statements of the company for the year ended 31st March 2023, we report that:

(i) In respect of fixed assets:

(a) (A) The Company has maintained proper records showing full particulars, including quantitative details and situation of all plant and equipment. Company doesn't have any property as its fixed assets.

(B) The Company does not have any intangible assets during the year, accordingly the requirement of Clause 3(i)(a)(B) of the order is not applicable to the company.

(b) The management of company has been physically verified all plants & equipment at reasonable intervals. There were no discrepancies were noticed on such verification.

(c) The Company does not own any immovable property, accordingly the requirement of clause 3(i)(c) of the order is not applicable to the company.

(d) The Company does not revalued any of its fixed assets during the year, accordingly the requirement of clause 3(i)(d) of the order is not applicable to the company.

(e) According to the information and explanations given to us, there are no proceedings which have been initiated or are pending against the Company for holding any benami property under the Benami Transactions (Prohibition) Act, 1988 (45 of 1988) and rules made there under, accordingly the requirement of clause 3(i)(e) of the order is not applicable to the company.

(ii) (a) The Company's business does not involve inventories and, accordingly, accordingly the requirements under paragraph 3(ii)(a) of the Order are not applicable to the Company.

(b) The Company has not availed any working capital during any point of time in previous year, from banks or financial institutions based on security of current assets, accordingly the requirements under paragraph 3(ii)(b) of the order are not applicable to the Company.

(iii) (a) During the year the Company has not provided loans, advances in the nature of loans, stood guarantee or provided security to companies, firms, Limited Liability Partnerships or any other parties. Accordingly, the requirement to report on clause 3(iii)(a) of the Order is not applicable to the Company.

(b) During the year the Company has not made investments, provided guarantees, provided security and granted loans and advances in the nature of loans to companies, firms, Limited Liability Partnerships or any other parties. Accordingly, the requirement to report on clause 3(iii)(b) of the Order is not applicable to the Company.



- (c) The company has not granted loan and advances in the nature of loans to companies, firm, Limited Liability Partnerships or any other parties. Accordingly, the requirement to report on clause 3(iii)(c) of the order is not applicable to the company.
- (d) The company has not granted loan and advances in the nature of loans to companies, firm, Limited Liability Partnerships or any other parties. Accordingly, the requirement to report on clause 3(iii)(d) of the order is not applicable to the company.
- (e) There were no loans or advances in the nature of loan granted to companies, firms, Limited Liability Partnership or any other parties. Accordingly, the requirement to report on clause 3(iii)(e) is not applicable
- (f) The company has not granted loan and advances in the nature of loans to companies, firm, Limited Liability Partnerships or any other parties. Accordingly, the requirement to report on clause 3(iii)(f) of the order is not applicable to the company.
- (iv) In our opinion and according to the information and explanations given to us, company has compiled with the provisions of section 185 and 186 of the Companies Act 2013 with respect to the loans, making investments and providing guarantees, and securities as applicable.
- (v) The company has not accepted any deposits within the meaning of Sections 73 to 76 of the Act and the Companies (Acceptance of Deposits) Rules, 2014 (as amended) and does not have any unclaimed deposits as on March 31, 2023. Accordingly, the provisions of clause 3(v) of the Order are not applicable to the company.
- (vi) As explained to us the books of accounts and records maintained by the Company pursuant to the Rules made by the Central Government for the maintenance of cost records under sub-section (1) of Section 148 of the Companies Act 2013, and we are of the opinion that the prescribed accounts and records have been made and maintained.
- (vii) According to the information and explanations given to us and based on the records of the company examined by us in respect of statutory dues:
- (a) Amount deducted/accrued in the books of account in respect of undisputed statutory dues included provident fund, employee' state insurance, income tax, value added tax, duty of customs, service tax, cess and other material statutory dues have been regularly deposited during the year by the company with the appropriate authorities. As explained to us, there are no outstanding statutory dues as at the last day of the financial year i.e. 31st March 2023 for a period of more than six months from the date they became payable.
- (b) There are no material dues of provident fund, Income tax, Sales tax, Service Tax, VAT, Goods and Service tax and other statutory dues in which have not been deposited with the appropriate authorities on account of any dispute.



- (viii) As explained to us and on the basis of information available, the Company has not surrendered or disclosed as income, any transaction not recorded in the books of account, during the year in the tax assessments under the Income Tax Act, 1961 (43 of 1961).
- (ix) The Company does not have any outstanding loans or borrowings, not applied for any loan and not raised any fund on short term basis, from any financial institution, banks, government, or debenture holders during the year. Accordingly, the provisions of clause 3(ix)(a) to (f) of the Order are not applicable to the company.
- (x)(a) The company has not raised any money by way of initial offer or further public offer / debt instruments and term loans. Hence Sub clause sub clause (a) and (b) of clause 3(x) are not applicable and hence not commented upon.
- (b) The company has not made any preferential allotment or private placement of share or convertible debentures during the year. Accordingly, reporting under clause 3(x)(b) is not applicable to the Company and hence not commented upon.
- (xi) (a) Based upon the audit procedures performed for the purpose of reporting the true and fair view of the financial statements and according to the information and explanations given by the management, we report that no fraud by the company or on the company by the officers and employees of the Company has been noticed or reported during the year.
- (b) During performance of duties as auditor, we have not noticed any fraud or reason to believe of involvement of any fraud during the year, in the Company. Hence no form ADT-4 has been filled by us.
- (c) No whistle – Blower complaints has been received by the Company during the year, according the provisions of clause 3(xii)(c) of the Order are not applicable to the company.
- (xii) The Company is not a Nidhi Company. Accordingly, provisions of clause 3(xii)(a), (b) and (c) of the Order are not applicable.
- (xiii) According to the information and explanations given to us, all transactions with the related parties are in compliance with Sections 177 and 188 of Companies Act 2013, where applicable, and the requisite details have been disclosed in the notes to the financial statements, as required by the applicable Indian Accounting Standards.
- (xiv) (a) As per section 138 of Companies Act, there are no statutory liability on the company regarding internal audit. However, the Company has an internal audit system commensurate with the size and nature of its business
- (b) We have considered the report of the Internal Audit in course of performance of audit duties.
- (xv) In our opinion and according to the information and explanations given to us, the Company has not entered into any non-cash transactions with the directors or persons connected with them covered under Section 192 of the Companies Act 2013



(xvi) (a) The provisions of Section 45-IA of the Reserve Bank of India Act, 1934 are not applicable to the Company.

(b) According to the information and explanations provided to us, the Company has not conducted any Non-Banking Financial or Housing Finance activities during the year, accordingly clause 3(xvi)(b) of the Order are not applicable

(c) The Company is not a Core Investment Company (CIC), Accordingly, provisions of clause 3(xvi)(c) of the Order are not applicable

(d)The Company is not the part of any group, which are core investment company, accordingly, provisions of clause 3(xvi) (d) of the Order are not applicable to the company.

(xvii)The Company has not incurred cash losses in the financial year and in the immediately preceding financial year. Accordingly, provisions of clause 3(xii)(c) of the order are not applicable to the company.

(xviii) There has been no resignation of the statutory auditors during the year. Accordingly, provisions of clause 3 (xviii) of the order are not applicable.

(xix) On the basis of Note 29.22 of Financial Statement, no material uncertainty exist as on the date of audit report and the company is capable of meeting its liabilities existing at the balance sheet date as and when they fall due within the period of 1 year from the balance sheet date.

(xx)The company is not falling under the proviso of section 135 of Companies Act, hence the provision of clause 3(xx)(a) and (b) of the order are not applicable to the company.

(xxi)The paragraph 3(xxi) of the order is not applicable to the company as this is a standalone financial statement of the company. No consolidation of any other company has been made in the company's financial statements.

For SKAA & Associates

Chartered Accountants

Firm's Registration No. 012726N

CA Suresh Kumar Agarwal

Partner Membership No. 091886

Date: 16-05-2023

Place: New Delhi

UDIN:



ANNEXURE - B

Report on Directions issued by The Comptroller and Auditor General of India under section 143(5) of Companies Act 2013 as Applicable from the year 2020-21 and onwards.

RailTel Enterprises Limited for the year 2022-23:

S. No.	Direction's u/s 143(5) of the Companies Act, 2013	Auditors' reply on action taken on the directions	Impact on financial statement
1	Whether the Company has system in place to process all the accounting transactions through IT system? If yes, the implications of processing of accounting transactions outside IT system on the integrity of the accounts along with the financial implications, if any, may be stated.	Yes, The company is maintaining all the books of accounts on Oracle-ERP system. The Processing of some transactions is through manual intervention. However, the accounting entries of the same are done through Oracle - ERP accounting software. There is no impact on the financial statements.	Nil
2	Whether there is any restructuring of an existing loan or cases of waiver/write off of debts/ loans/ interest etc. made by a lender to the company due to the company's inability to repay the loan? If yes, the financial impact may be stated. Whether such cases are properly accounted for?	NIL Not Applicable Not Applicable	Nil
3	Whether funds (grants/subsidy etc.) received/ receivable for specific schemes from Central/State agencies were properly accounted for/utilized as per its term and conditions? List the cases of deviation.	Yes NIL	Nil

The above information has been verified based on the information and explanations furnished to us.

For SKAA & Associates

Chartered Accountants
Firm's Registration No. 012726N


CA Suresh Kumar Agarwal
Partner Membership No. 091886
Date: 16-05-2023
Place: New Delhi
UDIN: 23091886BGYEZA4117



ANNEXURE-C

TO THE INDEPENDENT AUDITORS' REPORT ON THE STANDALONE FINANCIAL STATEMENTS Report on the Internal Financial Controls under Clause (i) of Sub-section 3 of Section 143 of the Companies Act, 2013 ("the Act")

We have audited the internal financial controls over financial reporting of RailTel Enterprises Limited ("the Company") as of 31 March 2023 in conjunction with our audit of the Financial Statements of the Company for the year ended on that date.

Management's Responsibility for Internal Financial Controls

The Company's management is responsible for establishing and maintaining internal financial controls based on the internal controls over financial reporting criteria established by the Company considering the essential components of internal control stated in the Guidance Note on Audit of Internal Financial Controls over Financial Reporting issued by The Institute of Chartered Accountants of India (ICAI). These responsibilities include the design, implementation and maintenance of adequate internal financial controls that were operating effectively for ensuring the orderly and efficient conduct of its business, including adherence to Company's policies, the safeguarding of its assets, the prevention and detection of frauds and errors, the accuracy and completeness of the accounting records, and the timely preparation of reliable financial information, as required under the Companies Act, 2013.

Auditors' Responsibility

Our responsibility is to express an opinion on the Company's internal financial controls over financial reporting based on our audit. We conducted our audit in accordance with the Guidance Note on Audit of Internal Financial Controls Over Financial Reporting (the "Guidance Note") and the Standards on Auditing as prescribed under section 143(10) of the Companies Act, 2013, to the extent applicable to an audit of internal financial controls, both issued by ICAI. Those Standards and the Guidance Note require that we comply with ethical requirements and plan and perform the audit to obtain reasonable assurance about whether adequate internal financial controls over financial reporting was established and maintained and if such controls operated effectively in all material respects.

Our audit involves performing procedures to obtain audit evidence about the adequacy of the internal financial controls system over financial reporting and their operating effectiveness. Our audit of internal financial controls over financial reporting included obtaining an understanding of internal financial controls over financial reporting, assessing the risk that a material weakness exists, and testing and evaluating the design and operating effectiveness of internal control based on the assessed risk. The procedures selected depend on the auditors' judgement, including the assessment of the risks of material misstatement of the Standalone Financial Statements, whether due to fraud or error.

We believe that the audit evidence we have obtained is sufficient and appropriate to provide a basis for our audit opinion on the Company's internal financial controls system over financial reporting.



Meaning of Internal Financial Controls with reference to the Standalone Financial Statements

A Company's internal financial control over financial reporting is a process designed to provide reasonable assurance regarding the reliability of financial reporting and the preparation of Financial Statements for external purposes in accordance with generally accepted accounting principles. A Company's internal financial control over financial reporting includes those policies and procedures that

- (1) pertain to the maintenance of records that, in reasonable detail, accurately and fairly reflect the transactions and dispositions of the assets of the Company;
- (2) provide reasonable assurance that transactions are recorded as necessary to permit preparation of Financial Statements in accordance with generally accepted accounting principles, and that receipts and expenditures of the Company are being made only in accordance with authorizations of management and directors of the Company; and
- (3) provide reasonable assurance regarding prevention or timely detection of unauthorized acquisition, use, or disposition of the Company's assets that could have a material effect on the Standalone Financial Statements.

Inherent Limitations of Internal Financial Controls Over Financial Reporting


Because of the inherent limitations of internal financial controls over financial reporting, including the possibility of collusion or improper management override of controls, material misstatements due to error or fraud may occur and not be detected. Also, projections of any evaluation of the internal financial controls over financial reporting to future periods are subject to the risk that the internal financial controls over financial reporting may become inadequate because of changes in conditions, or that the degree of compliance with the policies or procedures may deteriorate.

Opinion

In our opinion, the company has, in all material respects, an adequate internal financial controls system over financial reporting and such internal financial controls over financial reporting were operating effectively as at Mar 31, 2023, based on the internal control over financial reporting criteria established by the Company considering the essential components of internal control stated in the Guidance Note on Audit of Internal Financial Controls Over Financial Reporting issued by the Institute of Chartered Accountants of India.

For SKAA & Associates

Chartered Accountants
Firm's Registration No. 012726N


CA Suresh Kumar Agarwal
Partner Membership No. 091886
Date: 16-05-2023
Place: New Delhi
UDIN: 23091886B0YEZA4117



RailTel Enterprises Limited
Balance Sheet as at March 31, 2023

(Amount in Lakhs)

Particulars	Note No.	As at	
		March 31, 2023	March 31, 2022
		Audited	Audited
(A) ASSETS			
(1) NON-CURRENT ASSETS			
(i) Property, Plant and Equipments	2	4.47	6.88
(ii) Financial Assets		-	-
(a) Other Non Current Financial Assets	3	38.36	-
(iii) Deferred Tax Assets (net)	15	-	-
TOTAL NON CURRENT ASSETS		42.83	6.88
(2) CURRENT ASSETS			
(i) Financial Assets			
(a) Trade Receivables	4	1,989.02	3,495.54
(b) Cash and Cash Equivalents	5	181.99	202.52
(c) Other Bank Balances	6	3,097.37	4,990.72
(d) Loans and Advances	7	0.00	4.97
(e) Other Current Financial Assets	8	2,108.50	2,667.70
(ii) Current Tax Assets (Net)	9	202.88	450.59
(iii) Other Current Assets	10	1,283.14	1,427.78
TOTAL CURRENT ASSETS		8,862.90	13,239.82
TOTAL ASSETS		8,905.73	13,246.70
(B) EQUITY AND LIABILITIES			
(1) EQUITY			
(i) Equity Share Capital	11	1,000.00	1,000.00
(ii) Other Equity	12	1,239.65	1,138.98
TOTAL EQUITY		2,239.65	2,138.98
(2) LIABILITIES			
a. NON CURRENT LIABILITIES			
i. Financial Liabilities			
(a) Borrowings		-	-
(b) Other Non Current Financial Liabilities	13	181.97	1,245.43
ii. Provisions	14	4.64	5.76
iii. Deferred Tax Liabilities (net)	15	1.03	7.46
iv. Other Non Current Liabilities		-	-
TOTAL NON CURRENT LIABILITIES		187.64	1,258.65
b. CURRENT LIABILITIES			
i. Financial Liabilities			
(a) Borrowings		-	-
(b) Trade Payables	16		
-Total outstanding dues of micro enterprises and small enterprises		278.63	76.11
-Total outstanding dues of creditors other than micro enterprises and small enterprises		529.12	2,638.27
(c) Other Current Financial Liabilities	17	1,843.90	871.97
ii. Provisions	18	0.23	0.02
iii. Other Current Liabilities	19	3,826.56	6,262.70
TOTAL CURRENT LIABILITIES		6,478.44	9,849.07
TOTAL EQUITY AND LIABILITIES		8,905.73	13,246.70

Significant Accounting Policies and the accompanying notes referred to above form an integral part of financial statement (from Note No 1 to 30)

As per our limited review report of even date attached
For SKAA & Associates
Chartered Accountants
PRN 012726N

CA Suresh Kumar Agarwal
(Partner)
Membership No. 091886

Date:

Place: New Delhi

UDIN: 23091886BGYEZAH117



For and on behalf of the Board of Directors of
RailTel Enterprises Limited

Yudhveer
Company Secretary
M No. A24971

H.C Batra
Director & CFO
DIN: 08137865

Sanjai Kumar
Chairman cum Director
DIN: 06923630

(Handwritten signatures of Yudhveer, H.C Batra, and Sanjai Kumar)

RailTel Enterprises Limited
Statement of Profit and Loss for the year ended March 31, 2023

(Amount in Lakhs)

Particulars	Notes No.	For the Year Ended on March 31, 2023	For the Year Ended on March 31, 2022
		Audited	Audited
I. INCOME			
a. Revenue from operations	20	1,958.85	5,156.85
b. Other Income	21	439.62	346.87
c. Finance Income	22	16.58	40.98
Total Income		2,415.05	5,544.70
II. EXPENSES			
a. Project Expenses	23	1,731.08	4,643.69
b. Employee Benefits Expenses	24	126.11	328.84
c. Administrative & Other Expenses	25	89.71	163.53
d. Finance Charges	26	312.33	227.09
e. Depreciation and Amortisation Expense	27	3.95	5.57
Total Expenses		2,263.18	5,368.72
III. Profit before exceptional items and tax		151.87	175.98
IV. Exceptional Items		-	-
V. Profit before tax		151.87	175.98
VI. Tax expenses			
a. Current Tax	28	57.44	37.74
b. Deferred Tax	28	(6.42)	7.24
c. Tax impact of earlier years	28	0.11	0.60
VII. Profit for the year (A)	6	100.74	130.40
VIII. Other comprehensive income (OCI):			
i. Items that will not be reclassified to Profit & Loss			
Remeasurement losses on defined benefit plans	29	(0.09)	(0.08)
Income tax relating to item that will not be reclassified to Profit & Loss	29	(0.02)	(0.02)
Other comprehensive income/(Loss) (B)		(0.07)	(0.06)
Total comprehensive income for the year		100.67	130.34
IX. Earning per Equity Share of Rs 10/- each			
(a) Basic (in Rs.)	30(13)	1.01	1.30
(b) Diluted (in Rs.)	30(13)	1.01	1.30

Significant Accounting Policies and the accompanying notes referred to above form an integral part of financial statement (from Note No 1 to 30)

As per our limited review report of even date attached
For SKAA & Associates
Chartered Accountants
ERN 012726N



CA Suresh Kumar Agarwal
(Partner)
Membership No. 091886

Date:


Place: New Delhi

UDIN: 23091886 BAYEZAH117

For and on behalf of the Board of Directors of
RailTel Enterprises Limited


Yudhveer
Company Secretary
M No. A24971


H.C. Batra
Director & CFO
DIN: 08137865


Sanjai Kumar
Chairman cum Director
DIN: 06923630

RailTel Enterprises Limited
Cash Flow Statement for the year ended March 31, 2023

(Amount in Lakhs)

Particulars	For the Year Ended on March 31, 2023	For the Year Ended on March 31, 2022
	Audited	Audited
Cash Flow from Operating Activities		
Profit After Tax	100.74	130.40
Adjustments for:		
Other Comprehensive Income (net of taxes)	(0.07)	(0.06)
Depreciation and Amortisation Expense	3.95	5.57
Provision for Leave Encashment & Gratuity	4.87	3.19
Provision for Expected Credit Loss	(3.19)	8.76
Interest Income (considered separately)	(375.35)	(338.65)
Non Cash Income (Discounting)	(16.58)	(40.98)
Non Cash Expense (Discounting)	95.12	-
(profit)/ loss on sale of property, Plant and Equipment (net)	0.17	0.45
Operating profit/(loss) before working capital changes	(190.35)	(231.32)
(Increase)/decrease in Current Financial Assets	1,994.24	(3,052.69)
(Increase)/decrease in Non Financial Current Assets	392.35	(101.12)
(Increase)/decrease in Other Non Current Financial Assets	(43.26)	-
Increase/(decrease) in Financial Current Liabilities	(934.70)	738.06
Increase/(decrease) in Non Financial Current Liabilities	(2,435.94)	216.70
Increase/(decrease) in Financial Non Current Liabilities	(1,137.10)	408.20
(Increase)/decrease in Non Financial Non Current Liabilities	(12.42)	3.35
Net cash generated from Operation before Tax	(2,367.17)	(2,018.82)
Income Tax Paid	-	-
Net cash generated from / (used in) Operating Activities	(2,367.17)	(2,018.82)
Cash Flow from Investing Activities		
Purchase of Tangible & Intangible Assets	(1.78)	(1.81)
Sale Proceeds of Property, plant and equipment	0.07	0.27
Interest Income Received	454.98	393.23
Investment in Term Deposits	1,893.34	1,228.27
Net cash generated from / (used in) Investing Activities	2,346.62	1,619.96
Cash Flow from Financing Activities		
Dividend Paid	-	-
Dividend Distribution Tax Paid	-	-
Net cash generated from / (used in) financing activities	-	-
Effect of exchange difference on translation of cash and cash equivalents		
Net increase / (decrease) in cash and cash equivalents during the year	(20.54)	(398.89)
Cash and cash equivalents at the beginning of the year	202.52	601.41
Cash and cash equivalents at the end of the year	181.99	202.52

Significant Accounting Policies and the accompanying notes referred to above form an integral part of financial statement (from Note No 1 to 30)

Cash and Cash Equivalents include the following Balance Sheet amounts		
(i) Cash and Cash Equivalent (Maturity <= 3 Months)		
Flexi Deposits	141.50	196.75
(ii) Balances with Scheduled Bank		
In Current A/c	39.09	4.40
(iii) Cash in Hand (Imprest)	1.40	1.37
Total	181.99	202.52

As per our limited review report of even date attached
For SKAA & Associates
Chartered Accountants
FRN 012726N

CA Suresh Kumar Agarwal
(Partner)
Membership No. 091886

Date:

Place: New Delhi

UDIN: 230918861364EZA4117



For and on behalf of the Board of Directors of
RailTel Enterprises Limited

Yudhveer
Company Secretary
M No. A24971

H.C Batra
Director & CFO
DIN: 08137865

Sanjai Kumar
Chairman cum Director
DIN: 06923630

RailTel Enterprises Limited
Statement of Changes in Equity for the year ended March 31, 2023

A. EQUITY SHARE CAPITAL

(Amount in Lakhs)

As on April 1, 2021	1,000.00
Change in Equity Share Capital	-
As on March 31, 2022	1,000.00
As on April 1, 2022	1,000.00
Change in Equity Share Capital	-
As on March 31, 2023	1,000.00

B. OTHER EQUITY

(Amount in Lakhs)

Particulars	Retained Earnings	General Reserve	Other Reserves	Total Equity
Balance as at April 1, 2021	1,008.64			1,008.64
Add: Total Comprehensive Income	130.34			130.34
Less: Transfer to General Reserve	-			-
Balance as at March 31, 2022	1,138.98			1,138.98
Balance as at April 1, 2022	1,138.98	-	-	1,138.98
Add: Total Comprehensive Income	100.67			100.67
Less: Transfer to General Reserve	-			-
Balance as at March 31, 2023	1,239.65	-	-	1,239.65

C. Change in promoter shareholding during FY 2022-23

Particulars		As at	As at	Change in %
		March 31, 2023	March 31, 2022	
Railtel Corporation of India Limited	Number	1,00,00,000	1,00,00,000	Nil
	%	100	100	Nil

Significant Accounting Policies and the accompanying notes referred to above form an integral part of financial statement (from Note No 1 to 30)

As per our limited review report of even date attached
For SKAA & Associates
Chartered Accountants
FRN 012726N



CA Suresh Kumar Agarwal
(Partner)

Membership No. 091886

Date:

Place: New Delhi

UDIN: 23091886BG4EZA4117

For and on behalf of the Board of
Directors of RailTel Enterprises Limited

Yudhveer Company Secretary M No. A24971	H.C. Batra Director & CFO DIN: 08137865	Sanjai Kumar Chairman cum Director DIN: 06923630

NOTES FORMING PART OF FINANCIAL STATEMENT FOR THE PERIOD ENDED ON MARCH 31, 2023

Note-1 Significant Accounting Policies

A. Corporate Information

RailTel Enterprises Limited ('the Company') incorporated in India on 12th August 2014 is a public sector undertaking. The company is promoted by and is under administrative control of RailTel Corporation of India Limited. The Registered office of the Company is situated at 6th Floor, 3rd Block, Delhi Technology Park, Delhi-110053 and Corporate Office at Plate-A, 6th Floor, Office Tower-2, East Kidwai Nagar, New Delhi-110023.

In line with the future business plan of RailTel it was felt to diversify into ICT project segment as a System Integrator. Hence, to have clear focus on project execution works, REL has been setup. Also, this shall help RailTel make a clear distinction between RailTel's existing core activities viz-a-viz project works ensuring resource and accountable separation thereby making REL as a separate profit center. This would also facilitate the Company in proper and suitably reflecting the operational results in a more transparent manner and activity wise. The aim is to exploit the capabilities and experience gained by RailTel from execution of number of small to large national level projects like National Knowledge Network (NKN), National Optical Fiber Network (NOFN), NE-I & NE-II projects under USOF, and various projects for many other Govt and private agencies. In recent years, RailTel has been expanding its portfolio of services in the areas of Data Centre, Cloud, Telepresence, Retail Broadband (Railwire), etc. With the creation of REL, RailTel aims to be one of the leading System Integrator in the country working in the field of ICT.

REL shall be taking up turnkey project work for creation, management and operation in the areas of IT, Telecom, networking, Data Center and Railway's ICT and S&T projects. With a dedicated focus and organization suited to executing projects in the areas of expertise, REL is poised to become a key driver of growth and innovation for RailTel as well

B. Summary of Significant Accounting Policies as per Ind-AS

1. Basis for Preparation of financial statement

The financial statements of the Company have been prepared to comply in all the material respects with the Indian Accounting Standards ("Ind AS") notified under the Companies (Accounting Standards) Rules, 2015.

The Accounting policies of the company have been drafted on the basis of Indian Generally Accepted Accounting principles (IGAAP) to the Indian Accounting Standards notified by the Ministry of Corporate Affairs on 16th February 2015 as the Companies (Indian Accounting Standards) Rules 2015 read with Companies (Indian Accounting Standards) Amendment Rules 2016. These financial statements are presented in Indian Rupees (Rs).

2. Use of Estimates

The preparation of financial statements in conformity with Indian Accounting Standards requires management to make estimates and assumptions that affect the reported amounts of assets and liabilities, disclosure of contingent assets and liabilities at the date of the financial statements and the reported amounts of revenues and expenses during the reporting year. Examples of such



estimates include estimates of expected costs to be incurred to complete contracts, provision for doubtful debts, and estimated useful life of fixed assets. The Management believes that the estimates used in preparation of the financial statements are prudent and reasonable. Future results could differ due to these estimates and the differences between the actual results and the estimates are recognized in the year in which the results are known / materialize.

The estimates and the underlying assumptions are reviewed on an ongoing basis. Revisions to accounting estimates are recognized in the year in which the estimate is revised if the estimate affects only that year or in the year of the revision and future years, if the revision affects both current year and future year.

3. Measurement Basis

- a. Inventories are valued at the lower of cost and the estimated net realizable value after providing for obsolescence and other losses, where considered necessary.
- b. Property plant and equipment is stated at cost, net of accumulated depreciation and accumulated impairment losses if any.

2A. Critical Accounting Estimates and Management Judgements

In application of the accounting policies, the management of the Company is required to make judgements, estimates and assumptions about the carrying amounts of assets and liabilities that are not readily apparent from other sources. The estimates and assumptions are based on historical experience and other factors that are considered to be relevant.

Information about significant areas of estimation, uncertainty and critical judgements used in applying accounting policies that have the most significant effect on the amounts recognized in the financial statements is stated here under:

Current tax

Calculations of income taxes for the current period are done based on applicable tax laws and management's judgement by evaluating positions taken in tax returns and interpretations of relevant provisions of law.

Deferred Tax Assets

Significant management judgement is exercised by reviewing the deferred tax assets at each reporting date to determine the amount of deferred tax assets that can be retained/ recognized, based upon the likely timing and the level of future taxable profits together with future tax planning strategies.

Fair value

Management uses valuation techniques in measuring the fair value of financial instruments where active market quotes are not available. In applying the valuation techniques, management makes maximum use of market inputs and uses estimates and assumptions that are, as far as possible, consistent with observable data that market participants would use in pricing the instrument. Where applicable data is not observable, management uses its best estimate about the assumptions that market participants would make. These estimates may vary from the actual prices that would be achieved in an arm's length transaction at the reporting date.

Y. Man

Impairment of Trade Receivables

The impairment assessment for trade receivables are done based on assumptions about risk of default and expected loss. The assumptions, selection of inputs for calculation of impairment are based on management judgement considering the past history, market conditions and forward-looking estimates at the end of each reporting date.

Fair value measurement of financial instruments

When the fair values of financial assets and financial liabilities could not be measured based on quoted prices in active markets, management uses valuation techniques including the Discounted Cash Flow (DCF) model, to determine its fair value the inputs to these models are taken from observable markets where possible, but where this is not feasible, a degree of judgement is exercised in establishing fair values. Judgements include considerations of inputs such as liquidity risk, credit risk and volatility.

Provisions and contingencies

The recognition and measurement of other provisions are based on the assessment of the probability of an outflow of resources, and on past experience and circumstances known at the reporting date. The actual outflow of resources at a future date may therefore vary from the figure estimated at end of each reporting period.

4. Cash flow statement

Cash flows are reported using the indirect method, whereby profit / (loss) before tax is adjusted for the effects of transactions of non-cash nature and any deferrals or accruals of past or future cash receipts or payments. The cash flows from operating, investing and financing activities of the Company are segregated based on the available information.

5. Property Plant and Equipment (PPE)

- a. Property plant and equipment is stated at cost, net of accumulated depreciation and accumulated impairment losses if any. Such cost includes the cost of replacing part of the plant and equipment and borrowing cost for long term construction projects if the recognition criteria are met. When significant parts of property, plant and equipment are required to be replaced in intervals, the company recognizes such parts as separate component of assets with specific useful lives and provides depreciation over their useful life. Subsequent costs are included in the assets carrying amount or recognized as a separate asset, as appropriate, only when it is probable that future economic benefits associated with the item can be measured reliably. The carrying amount of the replaced part is derecognized. All other repair and maintenance costs are recognized in profit or loss as incurred.
- b. Assets are recognized as tangible assets or intangible assets if provisional acceptance certificate has been issued or company has started offering services from these tangible or intangible assets.
- c. Where assets are installed on the premises of the customers (commonly called customer premise equipment – ‘CPE’) such assets continue to be treated as PPE as the associated risks and rewards remain with the company and the management is confident of exercising control over them, expenses on such assets are treated as retrievable expenses

Y. Man

(returnable item of assets after the decommissioning of link) and a depreciation of 100% may be charged on all these assets.

- d. All the non-retrievable expenses (Used only once and cannot be returned back from the customer premises) may be charged as expenses to Statement of profit & loss in the year of commissioning of services.
- e. Gain and losses arising from retirement or disposal of property, plant and equipment are determined as the difference between the net disposal proceeds and the carrying amount of the asset and are recognized in the statement of profit & loss on the date of retirement or disposal.
- f. Advance paid towards acquisition of fixed assets and cost of assets not put to use before the year end, are disclosed as other non-current assets.
- g. Fixed assets under construction and cost of assets not put to use before the year end, are disclosed as capital work in progress.
- h. Freehold land is not depreciated. The asset's residual values and useful lives are reviewed, and adjusted if appropriate, at each Balance Sheet date or whenever there are indicators for review.
- i. Assets are depreciated to the residual value on a straight-line basis over the estimated useful lives. The assets residual values and useful lives are reviewed at each financial year end or whenever there are indicators for review and adjusted prospectively.

SN	Name of Assets	Main asset/Component	Useful life of assets
1	Computer	Main Assets	3 Year 31.67%
2	Office Equipment's	Main Assets	5 Year 19%

6. Cash and Cash Equivalents

Cash and cash equivalents comprise cash at bank and on hand, and other short term highly liquid deposits with bank, with an original maturity of three months or less that are readily convertible to a known amount of cash and are subject to an insignificant risk of changes in value.

For the purpose of Statement of Cash Flows, Cash and Cash Equivalents include outstanding Bank Overdraft shown within the borrowings in Current Liabilities in Statement of Financial Position and which are considered an integral part of Company's cash management.

7. Revenue Recognition and Receivables

Revenue is recognized to the extent it is probable that the economic benefits will flow to the Company and the revenue can be reliably measured, regardless of when the payment is being made. Revenue towards satisfaction of a performance obligation is measured at the amount of transaction price (net of variable consideration) allocated to that performance obligation. The transaction price of goods sold and services rendered is net of variable consideration on account of various discounts and schemes offered by the Company as part of the contract.

Y. J. Mann

Service Revenues

Service revenues include incomes from project work for creation, management and operation in the areas of IT, Telecom, networking, Data Center and Railway's ICT and S&T projects. Revenues are recognized on proportionately basis on provision of services over the period of arrangement.

Service revenues are recognized as the services are rendered and are stated net of discounts, waivers and taxes. Service revenue is recognized from the date of satisfactory installation services at the customer site and as per terms of contract finalized with the customers.

Deferred revenue includes amount received in advance from customers which would be recognized over the periods when the related services are expected to be rendered.

Income from Projects

Company's performance obligation is installation, testing and commissioning of various equipment/items as per the agreed norms. Since the customer receives control of the goods and/or service after successful commissioning of indented facilities, Company's transfer control of goods and/or service at a point in time and, therefore, satisfies a performance obligation and recognizes revenue at a point in time. The Company uses output methods to recognize revenue as the output selected faithfully depict the Company's performance towards complete satisfaction of the performance obligation. Customer's acceptance of commissioning report is the best output which would depict the satisfaction of the performance obligation. Generally, payment against provision of such contracts becomes due as per payment terms, and fixed transaction price as per contracts with customers, which is generally is on milestone basis. Warranties are commonly included in such arrangements. They can be explicitly stated, required by law or implied based on the company's customary business practices. The price of a warranty may be included in the overall purchase price or listed separately as an optional product. All the assurance type warranties are considered as part of primary performance obligation, while the service type warranties are considered as distinct performance obligation.

The determination of transaction price, its allocation to promised services and allocation of discount or variable consideration (if any) is done based on the contract with the customers. Penalties, if inherent in determination of transaction price, are considered as variable consideration. The transaction price is also allocated separately for the service type warranties.

The incremental costs that the Company incurs to obtain a contract with a customer that it would not have incurred if the contract had not been obtained are recognized as an asset if its recovery is expected and its amortization period is more than one year, all other such costs are recognized as an expense in statement of profit and loss. The incremental cost recognized as an asset is amortized over the period till when such cost is expected to be recovered. Amount so recovered is recognized as revenue in statement of profit and loss.

Interest and Other Income

For all financial instruments measured at amortized cost and interest-bearing financial assets, classified as financial assets at fair value through profit or loss or as available for sale, interest income is recognized using the effective interest rate (EIR), which is the rate that exactly discounts the estimated future cash receipts through the expected life of the financial instrument or a shorter period, where appropriate, to the net carrying amount of the financial asset. Interest income is included in 'finance income' in the income statement.



8. Uncollectible accounts receivable

Amounts due from debtors that have been outstanding, though fully provided, are evaluated on a regular basis by the management and are written off, if as a result of such evaluation, it is determined that these amounts will not be collected.

9. Unbilled Revenue

Unbilled revenue represent revenue recognized in respect of services provided from the last bill cycle date to the end of the reporting period. These are billed in subsequent periods as per the terms of the billing plans/contractual arrangements.

10. Employee Benefits

Employee benefits include provident fund, pension, gratuity and compensated absences.

Defined contribution plans

a. Provident Fund: The Company's contribution to provident fund is considered as defined contribution plans and is charged as an expense as they fall due based on the amount of contribution required to be made. 12% of the Basic pay plus dearness allowance of employees and equal contribution of the company is contributed to provident fund maintained with the Regional Provident Fund Commissioner. Company's contribution to provident fund is charged to revenue.

b. Pension: Company has pension Scheme for its employees, under defined contribution plan Company will pay an amount equal to 10% of Basic pay+ DA of the eligible employees

Defined benefit plans

For defined benefit plans in the form of gratuity, the cost of providing benefits is determined using the Projected Unit Credit method, with actuarial valuations being carried out at each year end. Actuarial gains and losses are recognized in the Statement of Other Comprehensive Income in the year in which they occur. Past service cost is recognized immediately to the extent that the benefits are already vested and otherwise is amortized on a straight-line basis over the average period until the benefits become vested. The retirement benefit obligation recognized in the Balance Sheet represents the present value of the defined benefit obligation as adjusted for unrecognized past service cost.

i) Gratuity is payable on separation @15 days' pay for each completed year of service to eligible employee, who rendered continuous service of 5 year or more. The gratuity ceiling of Rs 20 lakhs has been considered for actuarial valuation.

ii) Leave Encashment is payable on separation to eligible employee who have accumulated earned leave. Leave salary is provided for based on valuation, as balance sheet date, made by independent actuary.

iii) The Company has Post- Retirement Medical Scheme (PRMS) to provide assistance for meeting a part of medical expenses incurred by retired members only after their retirement for dependent family members and self and dependent family members of the ex-employee in case of death of the employee.

Ymaan

iv) Foreign Service Contribution payable for leave salary and pension in respect of employees who have joined the company on deputation for a fixed period from Indian Railways in terms of Government rules and regulations is charged to revenue on accrual basis.

Short-term employee benefits

The undiscounted amount of short-term employee benefits expected to be paid in exchange for the services rendered by employees are recognized during the year when the employees render the service. These benefits include performance incentive and compensated absences which are expected to occur within twelve months after the end of the year in which the employee renders the related service. The cost of such compensated absences is accounted as under:

- i) in case of accumulated compensated absences, when employees render the services that increase their entitlement of future compensated absences; and
- ii) in case of non-accumulating compensated absences, when the absences occur.

Long-term employee benefits

Compensated absences which are not expected to occur within twelve months after the end of the year in which the employee renders the related service are recognized as a liability at the present value of the defined benefit obligation as at the Balance Sheet date.

11. Taxes

Current Income Tax

Current tax is the amount of tax payable on the taxable income for the year as determined in accordance with the provisions of the Income Tax Act, 1961.

Deferred Tax

Deferred tax Asset/Liability is recognized on temporary differences calculated based on the Balance Sheet Approach being the differences between the tax bases of assets and liabilities and their carrying amounts for financial reporting purpose that accumulate over the period and are capable of reversal in one or more subsequent periods. Deferred tax is measured using the tax rates and the tax laws enacted or substantially enacted as at the reporting date. Deferred tax liabilities are recognized for all temporary differences. Deferred tax assets and liabilities are offset if such items relate to taxes on income levied by the same governing tax laws and the Company has a legally enforceable right for such set off. Deferred tax assets are reviewed at each Balance Sheet date for their reliability.

12. Earnings Per Share

The earnings considered in ascertaining the Company's Earnings per Share ('EPS') comprise the net profit after tax attributable to equity shareholders. The number of shares used in computing basic EPS is the weighted average number of shares outstanding during the year. The weighted average number of equity shares outstanding during the year are adjusted for events of bonus issue; bonus element in a rights issue to existing shareholders; share split; and reverse share split (consolidation of shares). The diluted EPS is calculated on the same basis as basic EPS, after adjusting for the effects of potential dilutive equity shares unless impact is anti-dilutive.

13. Prior Period Expenses

Income/Expenditure relating to prior period, which do not exceed ₹ 2,00,000/- in each case, are treated as income/expenditure of current year.

Ymaan

14. Exceptional Item

Exceptional items are generally non-recurring item of income & expenses within profit & loss from ordinary activity which are of such size, nature or incidence hat their disclosure is relevant to explain the performance of the company for the year.

15. Provisions and Contingencies

The Company recognizes a provision when there is a present obligation as a result of a past event and it is probable that it would involve an outflow of resources and a reliable estimate can be made of the amount of such obligation.

When the Company expects some or all of provision to be reimbursed, the reimbursement is recognized as a separate asset only when the reimbursement is virtually certain. The expense relating to any provision is presented in the income statement net of any reimbursement.

If the effect of time value of money is material, provisions are discounted using a current pre tax rate that reflects, where appropriate the risks specific to the liability. Where discounting is used the increase in the provision due to the passage of time is recognized as finance cost.

A disclosure for a contingent liability is made at Fair Value where it is more likely than not that a present obligation or possible obligation may result in or involve an outflow of resources. When no present or possible obligation exists and the possibility of an outflow of resources is remote, no disclosure is made. Contingent assets are not recognized in the financial statements.

16. Operating cycle

Based on the nature of services / activities of the Company and the normal time between acquisition of assets and their realization in cash or cash equivalents, the Company has determined its operating cycle as 12 months for the purpose of classification of its assets and liabilities as current and noncurrent.

17. Dividend

Dividend distribution to the Company's shareholders is recognized as a liability in the company's financial statements in the period in which the dividends are approved by the Company's shareholders. Interim dividend is provided for in the year of payment.

18. Financial Instruments

A. Financial Instruments

Initial Recognition and Measurement

Financial assets and financial liabilities are recognized in the Company's statement of financial position when the Company becomes a party to the contractual provisions of the instrument. The Company determines the classification of its financial assets and liabilities at initial recognition. **All financial assets and liabilities are initially recognized at fair value** plus directly attributable transaction costs in case of financial assets and liabilities not at fair value through profit or loss. Financial assets and liabilities carried at fair value through profit or loss are initially recognized at fair value, and transaction costs are expensed in the statement of profit & loss. However, trade, receivables that do not contain a significant financing component are measured at transaction price.

Manan

Purchases or sales of financial assets that require delivery of assets within a time frame established by regulation or convention in the marketplace (regular way trades) are recognized on the trade date, i.e., the date that the company commits to purchase or sell the asset.

B. Financial Assets

Subsequent measurement

The subsequent measurement of financial assets depends on their classification as follows:

Financial assets at carried at amortised cost

A financial asset is subsequently measured at amortised cost if it is held within a business model whose objective is to hold the asset in order to collect contractual cash flows and the contractual terms of the financial asset give rise on specified dates to cash flows that are solely payments of principal and interest on the principal amount outstanding.

Financial assets at Fair Value Through Other Comprehensive Income (FVTOCI)

A financial asset is subsequently measured at fair value through other comprehensive income if it is held within a business model whose objective is achieved by both collecting contractual cash flows and selling financial assets and the contractual terms of the financial asset give rise on specified dates to cash flows that are solely payments of principal and interest on the principal amount outstanding.

Financial assets at Fair Value Through Profit or Loss (FVTPL)

A financial asset which is not classified in any of the above categories are subsequently fair valued through profit or loss.

Derecognition

The Company derecognizes a financial asset only when the contractual rights to the cash flows from the asset expires or it transfers the financial asset and substantially all the risks and rewards of ownership of the asset.

C. Financial Liabilities

Subsequent measurement

The subsequent measurement of financial liabilities depends on their classification as follows: Financial liabilities are subsequently carried at amortized cost using the effective interest method, except for contingent consideration recognized in a business combination which is subsequently measured at fair value through profit and loss. For trade and other payables maturing within one year from the balance sheet date, the carrying amounts approximate fair value due to the short maturity of these instruments.

Derecognition

A financial liability is derecognized when the obligation under the liability is discharged or cancelled or expires. When an existing financial liability is replaced by another from the same lender on substantially different terms, or the terms of an existing liability are substantially modified, such an exchange or modification is treated as a derecognition of the original liability and the recognition of a new liability, and the difference in the respective carrying amounts is recognized in Statement of Profit and Loss.

Y. Mann

19. Basis for Preparation of Interim financial statement

The Interim financial statements of the Company have been prepared in accordance with the recognition and measurement principles laid down in Indian Accounting Standard 34 (Ind AS 34) "Interim Financial Reporting" prescribed under section 133 of the Companies Act, 2013 read with rule 3 of Companies (Indian Accounting Rules), 2015 (as amended). Accounting policies have been consistently applied except where a newly issued accounting standard, if initially adopted or a revision to an existing Ind AS requires a change in the accounting policy hitherto in use. Management evaluates all recently issued or revised Ind AS on an ongoing basis. The accounting policies have been consistently applied by the Company and are consistent with those used in the previous year.

Ymaan

NON CURRENT ASSETS

Note 2. Property Plant & Equipment

(Amount in Lakhs)

Particulars	Computer	Furniture & Fixtures	Office Equipments	Total
Year Ended March 31, 2022				
Gross Carrying amount				
Cost as at April 1, 2021	20.49	-	2.42	22.91
Additions	1.60	-	0.21	1.81
Disposal	1.80	-	0.33	2.13
Transfer	-	-	-	-
Closing Gross Carrying Amount	20.29	-	2.30	22.59
Accumulated Depreciation				
Opening accumulated Depreciation	10.88	-	0.68	11.56
Charge during the year	5.14	-	0.43	5.57
Disposals / adjustment	1.27	-	0.15	1.42
Closing Accumulated Depreciation	14.75	-	0.96	15.71
Impairment				
Opening accumulated Impairment	-	-	-	-
Impairment during the year	-	-	-	-
Reversal of Impairment during the year	-	-	-	-
Closing Accumulated Impairment	-	-	-	-
NET CARRYING AMOUNT- March 31, 2022	5.54	6.00	1.34	6.88

Particulars	Computer	Furniture & Fixtures	Office Equipments	Total
Year Ended March 31, 2023				
Gross Carrying amount				
Cost as at April 1, 2022	20.29	-	2.30	22.59
Additions	0.77	0.71	0.30	1.78
Disposal	0.70	-	-	0.70
Transfer	-	-	-	-
Closing Gross Carrying Amount	20.36	0.71	2.60	23.67
Accumulated Depreciation				
Opening accumulated Depreciation	14.75	-	0.96	15.71
Charge during the year	3.40	0.05	0.50	3.95
Disposals / adjustment	0.46	-	-	0.46
Closing Accumulated Depreciation	17.69	0.05	1.46	19.20
Impairment				
Opening accumulated Impairment	-	-	-	-
Impairment during the year	-	-	-	-
Reversal of Impairment during the year	-	-	-	-
Closing Accumulated Impairment	-	-	-	-
NET CARRYING AMOUNT- March 31, 2023	2.67	0.66	1.14	4.47

As per our report of even date attached
For SKAA & Associates
Chartered Accountants
FRN 012726N




CA Suresh Kumar Agarwal
(Partner)
Membership No. 091886

Date:


Place: New Delhi

UDIN: 23091886BAYEZA4117

For and on behalf of the Board of Directors of
RailTel Enterprises Limited


Yudhveer
Company Secretary
M No. A24971


H.C. Batra
Director & CFO
DIN: 08137865


Sanjai Kumar
Chairman cum Director
DIN: 06923630

NON-CURRENT ASSETS

Note 3. Other Non Current Financial Assets

(Amount in Lakhs)

Particulars	As at March 31, 2023	As at March 31, 2022
Security Deposit (Considered Good)	38.36	
Total	38.36	-

CURRENT ASSETS

Note 4. Trade Receivables

(Amount in Lakhs)

Particulars	As at March 31, 2023	As at March 31, 2022
Unsecured, Considered Good unless stated Otherwise		
Project works		
Considered Good	1,994.01	3,504.30
Considered Doubtful		
Total	1,994.01	3,504.30
Trade Receivables which have significant increase in credit risk		
Trade Receivables - Credit Impaired	(4.99)	(8.76)
Total	1,989.02	3,495.54

Note 5. Cash and Cash Equivalents

(Amount in Lakhs)

Particulars	As at March 31, 2023	As at March 31, 2022
(i) Cash and Cash Equivalent (Maturity <= 3 Months)		
Term Deposits	141.50	196.75
b. Remittance in Transit		
(ii). Balances with Scheduled Bank		
In Current A/c	39.09	4.40
(iii) Cash in Hand (Imprest) A/c	1.40	1.37
Total	181.99	202.52

Note 6. Other Bank Balances

(Amount in Lakhs)

Particulars	As at March 31, 2023	As at March 31, 2022
BG Margin Money A/c*	21.47	71.89
In Term Deposit (Having original maturity of more than 3 months but less than 12 months)	3,075.90	4,918.83
Total	3,097.37	4,990.72

* BG (Margin Money) represent bank deposit under lien (for issuing Bank Guarantee by bank)

Yman

Note 7. Loans and Advances*(Amount in Lakhs)*

Particulars	As at March 31, 2023	As at March 31, 2022
Unsecured, Considered Good Unless Stated Otherwise		
Advances to Employee	-	4.97
Total	0.00	4.97

Note 8. Other Current Financial Assets*(Amount in Lakhs)*

Particulars	As at March 31, 2023	As at March 31, 2022
Unsecured, Considered good unless stated otherwise		
Security Deposits	33.58	12.22
Term Deposit <i>(Having original maturity of more than 12 months but residual maturity less than 12 months)</i>	1,529.00	1,179.29
Accrued interest on term deposits	156.52	236.15
EMD Deposited	-	5.81
Unbilled Revenue	389.99	1,167.66
Loss Allowance for Unbilled Revenue	(0.59)	-
Other Receivable #	0.00	66.57
Total	2,108.50	2,667.70

Receivable from Holding Company Railtel Corporation of India Limited

Note 9. Current Tax Assets*(Amount in Lakhs)*

Particulars	As at March 31, 2023	As at March 31, 2022
TDS-Income Tax	(0.00)	55.05
IT Refundable	202.88	395.54
Total	202.88	450.59

Note 10. Other Current Assets*(Amount in Lakhs)*

Particulars	As at March 31, 2023	As at March 31, 2022
Balance with Tax Authorities		
- VAT Credit	13.62	13.62
- GST on Advance from Customers	845.51	920.44
- GST Input	365.76	491.28
Prepaid Expenses	55.83	-
Recoverable From Others	2.42	2.44
Total	1,283.14	1,427.78

Ymaan

Note 11. Equity Share Capital

(Amount in Lakhs)

(a) Authorised Share Capital:

Particulars	As at March 31, 2023	As at March 31, 2022
Equity Shares		
5,00,00,000 Equity shares of Rs.10/- each	5,000	5,000
Issued Subscribed & Paid up Capital:		
1,00,00,000 Equity shares of Rs.10/- each	1,000	1,000
Total	1,000	1,000

(b) Shares held by Holding company, its Subsidiary and Associates:

Particulars	As at March 31, 2023	As at March 31, 2022
Holding Company	Number	
Railtel Corporation of India Limited	1,00,00,000	1,00,00,000
	%	
	100%	100%

(c) Details of Shareholders holding more than 5% Shares:-

Particulars	As at March 31, 2023	As at March 31, 2022
Holding Company	Number	
Railtel Corporation of India Limited	1,00,00,000	1,00,00,000
	%	
	100%	100%

(d) The Reconciliation of number of shares outstanding is set out below:-

Particulars	As at March 31, 2023	As at March 31, 2022
Equity Shares Opening	1,00,00,000	1,00,00,000
Add: Shares issued	-	-
Less: Buy back	-	-
Equity Shares at the End	1,00,00,000	1,00,00,000

(e) Terms and Conditions

Right, Preference and restriction attached to shares

The Company has only one class of equity shares having par value of Rs. 10/- per share. Each holder of equity shares is entitled to one vote per share. During the year ended March 31, 2023 company has not declared any dividend.

Note 12. Other Equity

(Amount in Lakhs)

Particulars	Retained Earnings	General Reserve	Other Reserves	Total Equity
Balance as at April 1, 2021	1,008.64			1,008.64
Add: Total Comprehensive Income	130.34			130.34
Less: Transfer to General Reserve	-			-
Balance as at March 31, 2022	1,138.98			1,138.98
Balance as at April 1, 2022	1,138.98	-	-	1,138.98
Add: Total Comprehensive Income	100.67			100.67
Less: Transfer to General Reserve	-	-		-
Balance as at March 31, 2023	1,239.65	-	-	1,239.65

Yman

NON CURRENT LIABILITIES**Note 13. Non Current Financial liabilities***(Amount in Lakhs)*

Particulars	As at March 31, 2023	As at March 31, 2022
Security Deposit	-	371.43
Retention Money	181.97	874.00
Total	181.97	1,245.43

Note 14. Long Term Provisions*(Amount in Lakhs)*

Particulars	As at March 31, 2023	As at March 31, 2022
Provision for Leave Encashment & Gratuity (LT)	4.64	5.76
Total	4.64	5.76

Note 15. Deferred Tax Liabilities (net)*(Amount in Lakhs)*

Particulars	As at March 31, 2023	As at March 31, 2022
Deferred Tax Liability		
Depreciation claimed as deduction under Income Tax Act but chargeable in the statement of profit and loss in future years	-	-
Others	2.94	10.32
Less:		
Deferred Tax Assets		
Provision on debtors	1.40	2.20
Depreciation charged in the statement of profit and loss but to be claimed as deduction under Income Tax Act in future years	0.51	0.66
Others		
Total Deferred Tax Liability/ (Assets) (Net)	1.03	7.46

CURRENT LIABILITIES**Note 16. Trade Payables***(Amount in Lakhs)*

Particulars	As at March 31, 2023	As at March 31, 2022
Trade Payables		
Micro and Small Enterprises	278.63	76.11
Other than Micro and Small Enterprises	529.12	2,638.27
Total	807.75	2,714.38



Note 17. Other Current Financial liabilities*(Amount in Lakhs)*

Particulars	As at March 31, 2023	As at March 31, 2022
Security Deposit	465.16	57.83
Retention Money	847.80	27.37
Expense payable	506.44	762.17
EMD Payable	24.50	24.60
Total	1,843.90	871.97

Note 18. Short Term Provisions*(Amount in Lakhs)*

Particulars	As at March 31, 2023	As at March 31, 2022
Provision for Leave Encashment & Gratuity (ST)	0.23	0.02
Total	0.23	0.02

Note 19. Other Current Liabilities*(Amount in Lakhs)*

Particulars	As at March 31, 2023	As at March 31, 2022
Deferred Revenue/Advance from Customer	81.62	21.59
Advance-ETCS Project	2,869.96	5,034.00
Advance-Others	459.78	256.75
Project Control Account (ETCS)	366.28	543.74
OTHER PAYABLES		
Payable to Others	48.92	406.62
Total	3,826.56	6,262.70



Note 20. Revenue from operations

(Amount in Lakhs)

Particulars	For the Year Ended on March 31, 2023	For the Year Ended on March 31, 2022
Income from Projects	1,958.85	5,156.85
Total	1,958.85	5,156.85

Note 21. Other Income

(Amount in Lakhs)

Particulars	For the Year Ended on March 31, 2023	For the Year Ended on March 31, 2022
Interest Income		
Interest Income on deposits with Bank	375.35	338.65
Interest Income on IT Refund	31.72	8.22
Other Non Operating Income		
Miscellaneous Income	32.55	-
Total	439.62	346.87

Note 22. Finance Income

(Amount in Lakhs)

Particulars	For the Year Ended on March 31, 2023	For the Year Ended on March 31, 2022
Discounting Impact of Liability	16.58	40.98
Total	16.58	40.98

Note 23. Expenses on Project

(Amount in Lakhs)

Particulars	For the Year Ended on March 31, 2023	For the Year Ended on March 31, 2022
Project Expense	1,731.08	4,643.69
Total	1,731.08	4,643.69

Note 24. Employee Benefit Expenses

(Amount in Lakhs)

Particulars	For the Year Ended on March 31, 2023	For the Year Ended on March 31, 2022
Salary and Wages	121.81	310.61
Contribution to Provident Fund & NPS	4.30	18.23
Total	126.11	328.84

Note 25. Administrative & Other Expenses

(Amount in Lakhs)

Particulars	For the Year Ended on March 31, 2023	For the Year Ended on March 31, 2022
Auditor's Remuneration		
(a) Auditor	1.01	0.84
(b) For Taxation Matters	0.35	0.35
Bank Charges	0.02	0.11
Rates and Taxes	-	0.75
Professional & Consultancy	5.82	39.02
Printing & Stationary Expenses	0.84	1.14
Business Development Expenses	0.20	0.16
Travelling & Conveyance Expense	18.20	56.46
Misc Expenses	1.45	3.54
Repair and Maintenance - Others	0.08	0.05
Manpower Support	61.49	51.90
Training Fees	0.08	-
Net Loss from Sale of Assets	0.17	0.45
Expected Credit Loss	-	8.76
Total	89.71	163.53

Yman

Note 26. Finance charges

(Amount in Lakhs)

Particulars	For the Year Ended on March 31, 2023	For the Year Ended on March 31, 2022
Finance Charges	217.21	227.09
Reversal of Discounting Impact of Liability for FY 2021-22	90.22	-
Discounting Impact of Asset FY 2022-23	4.90	-
Total	312.33	227.09

Note 27. Depreciation and Amortisation

(Amount in Lakhs)

Particulars	For the Year Ended on March 31, 2023	For the Year Ended on March 31, 2022
Depreciation on Tangible Assets	3.95	5.57
Total	3.95	5.57

Note 28. Tax Expenses

(Amount in Lakhs)

Particulars	For the Year Ended on March 31, 2023	For the Year Ended on March 31, 2022
Current Tax (Income Tax)	57.44	37.74
Tax impact of earlier Years	0.11	0.60
Deferred Tax Asset	(6.42)	7.24
Total	51.13	45.58

Note 29. Other Comprehensive Income(OCI)

(Amount in Lakhs)

Particulars	For the Year Ended on March 31, 2023	For the Year Ended on March 31, 2022
Items that will not be reclassified to Profit & Loss		
Remeasurement gain/(losses) on defined benefit plans	(0.09)	(0.08)
Income tax relating to item that will not be reclassified to Profit & Loss	(0.02)	(0.02)
Total	(0.07)	(0.06)

Manan

Note- 30**OTHER EXPLANATORY NOTES AND DISCLOSURES FORMING PART OF FINANCIAL STATEMENTS FOR THE YEAR ENDED ON MARCH 31, 2023**

- 1 These Financial Statements are presented in Indian Rupees (INR) which is the Company's functional currency.
- 2 Figures have been rounded off to nearest Rupees in Lakhs. Previous year figures have, wherever necessary, been rearranged/regrouped to conform the presentation of the Current year.
- 3 (a) The Current Assets/ Liabilities have been determined if they are receivable / payable within 1 year from the date of Balance Sheet. Rest has been treated as Non-Current.
(b) No loans & advances has been given to the promoters, Directors, KMPs & other related parties (Previous Year- Nil)
- 4 The Interest income includes Interest received on Bank Term Deposits on account of European Train Control System (ETCS) Project of Rs.217.21 lakh (Previous Year Ending 31-03-2022: INR 227.09 Lakhs). The interest expense recognized on project advances received on ETCS project is Rs.217.21 lakh (Previous Year Ending 31-03-2022: INR 227.09 Lakhs) and the same is credited to Project Control Account.
- 5 Disclosure relating to dues to Micro, Small and Medium Enterprise:

Particulars	(Amount in Lakhs)	
	March 31, 2023	March 31, 2022
Amount remaining unpaid to any supplier:		
a) Principal Amount	278.63	76.11
b) Interest due thereon	-	-
Amount of interest paid in terms of section 16 of the Micro, Small and Medium Enterprises Development Act, 2006, along with the amount paid to the supplier beyond the appointed day;	-	-
Amount of interest due and payable for the period of delay in making payment (which have been paid but beyond the appointed day during the year) but without adding the interest specified under the Micro, Small and Medium Enterprises Development Act, 2006;	-	-
Amount of interest accrued and remaining unpaid	-	-
Amount of further interest remaining due and payable even in the succeeding years, until such date when the interest dues as above are actually paid to the small enterprise, for the purpose of disallowance as a deductible expenditure under section 23 of the Micro, Small and Medium Enterprises Development Act, 2006.	-	-

Para-wise disclosure of Applicable Indian Accounting Standards are as below:**6 Financial Instruments****FINANCIAL ASSETS****Trade receivables**

As per Ind AS 109, Company is following simplified approach of expected credit loss model for recognizing the allowance for doubtful debts.

Security Deposits

There are some deposits which are being kept with government authorities i.e., commercial tax department, which are considered as financial asset. A period of 10 years has been assumed for discounting these items.

FINANCIAL LIABILITIES**Security Deposits, Retention Money & Earnest Money Deposit**

Security Deposits, Retention Money and Earnest Money Deposit are classified as Financial Liabilities.

7 Disclosures in respect of IND AS 8: "ACCOUNTING POLICIES, CHANGES IN ACCOUNTING ESTIMATES AND ERRORS"

Any item of prior period error which exceeds 1% of revenue from operations is considered for materiality test which is in accordance with Schedule III of the Companies Act 2013. Accordingly, in compliance with Ind AS-8, there is no need to re-state financial statements of prior period, since prior period errors are not material in nature.

- 8 The Board of Directors at its meeting held on 28-Sep-2022 approved a composite Scheme of amalgamation ("Scheme"), for the amalgamation of RailTel Enterprises Limited with and into RailTel Corporation of India Limited pursuant to Sections 230 to 232 of the Companies Act, 2013 and other applicable laws including the rules and regulations subject to the requisite approvals of the members and creditors of the company and other such approvals, sanctions and permissions of the relevant authority.

The appointed date for the scheme is 01-Oct-2022, since the transferor company is wholly owned subsidiary of transferee company, no consideration shall be paid to the shareholders of the transferor company.

Uman

9 Disclosures as required by IND AS 12 – Income Taxes

(Amount in Lakhs)

Particulars	Provided during the year ended March 31, 2023	As at March 31, 2023	Provided during the year ended March 31, 2022	As at March 31, 2022
	Deferred Tax Liability			
Related to Depreciation on Fixed Assets	-	-	-	-
Others	-7.37	2.95	10.32	10.32
Total Deferred Tax Liabilities	-7.37	2.95	10.32	10.32
Deferred Tax Assets				
Provision on debtors	-0.80	1.40	2.20	2.20
Related to Depreciation on Fixed Assets	-0.15	0.51	0.88	0.66
Others	-	-	-	-
Total Deferred Tax Assets	-0.95	1.91	3.08	2.86
Deferred Tax Liability / (Asset) (Net)	-6.42	1.03	7.24	7.46

Reconciliation between the average effective tax rate and the applicable tax rate –

Effective tax rate is generally influenced by various factors, including differential tax rates, non-deductible expenses, provisions, and other tax deductions. The change in effective tax rate from Mar'23 & Mar'22 is mainly due to change in tax rates as tabulated here under:

(Amount in Lakhs)

Particulars	March 31, 2023		March 31, 2022	
	(In %)	(In Rs. Lakhs)	(In %)	(In Rs. Lakhs)
PBT		151.87		175.98
Applicable Tax Rate	25.17%	38.22	25.17%	44.29
1. Tax effect of income that are not taxable in determining taxable profit	-3.28%	-4.98	-5.86%	-10.31
2. Tax effect of expenses that are not deductible in determining taxable profit	15.93%	24.19	2.14%	3.77
3. Tax effect on previous years disallowances	0.00%	-	0.00%	-
4. Tax effect of additional deductions	0.00%	-	0.00%	-
5. Tax expenses/income related to prior period	0.00%	-	0.00%	-
6. difference in tax due to reclassification of income and expenses	0.00%	-	0.00%	-
Average Effective Tax	37.82%	57.44	21.45%	37.74

10 Disclosures as required by IND AS 16 – Property, Plant & Equipment & IND AS 38 – Intangible Assets

- a) The Company has continued with the carrying value of Property, Plant & Equipment & Intangible asset at the date of transition to Ind-AS measured as per Indian GAAP.
- b) The depreciation has been charged at the straight-line method
- c) The useful life of all the PPE / Intangible Assets have been defined in the accounting policies
- d) The gross carrying amount and the accumulated depreciation at the beginning and at the end of year is as per Note 2 to accounts.
- e) No assets have been classified as held for sale in accordance with IND AS 105.
- f) No asset has been acquired through business combinations.
- g) Company has not revalued its property, plant & Equipment (including right of use assets).There is no increase or decrease on account of impairment loss recognized or reversed in other comprehensive income in accordance with IND AS 36.
- h) No impairment loss has been recognized in profit & loss in accordance with IND AS 36
- i) No impairment loss has been reversed in profit & loss in accordance with IND AS 36
- j) Depreciation on all the PPE has been disclosed separately
- k) There is no restriction on title of PPE and nothing has been pledged as security and liability.
- l) Entire depreciation has been recognized in the statement of Profit & Loss account, nothing has been charged to cost of other assets. Accumulated depreciation at the end of the year has been shown separately.
- m) There are no contractual commitments for the acquisition of PPE.
- n) There are no temporarily idle PPE / intangible assets.
- o) During the reporting Period Assets having Net Book Value of Rs. 0.24 Lakhs (Gross Book Value 0.70 Lakhs) has been retired with sale proceeds of Rs. 0.07 Lakhs and loss of Rs 0.17 Lakhs has been booked.

Yman

11 Disclosure Requirement as per IND AS 19 – Employee Benefits

Pension:

REL will pay an amount equal to 10% of Basic pay + DA of the eligible employees. Amount for FY 2022-23 is Rs.11.37 Lakhs.

Provident Fund:

All employees of the Company (excluding those on deputations) are entitled to receive benefits under the Provident Fund, which is a defined contribution plan. Both the employee and employer make monthly contribution to the plan at a pre-determined rate (presently 12%) of the employees' salary consisting of Basic pay and Dearness allowance. These contributions are made to the fund administered and managed by Provident Fund Commissioner. The contributions of PF of the employee on deputation are made to the funds of their parent department. Amount for FY 2022-23 is Rs.4.27 Lakhs.

Employee Benefits – Defined Benefit

Gratuity

The Company has scheme of gratuity plan for its employees from LIC. Every employee who has completed at least five years of service are entitled for gratuity at the time of relinquishment of employment for 15 days of last drawn salary for each completed year of service. The scheme is funded through LIC in the form of qualifying insurance policy.

Leave Encashment

The Company has scheme of Leave Encashment payable to eligible employees who have accumulated earned leave subject to maximum ceiling of 300 earned leave including half pay leave. Leave salary is provided for based on actuarial valuations, as at the Balance Sheet date. The scheme is funded through LIC.

The following tables summaries the components of net benefit expense recognized in the statement of profit and loss and the funded status and amounts recognized in the Balance Sheet for the above defined benefit plan.

Table I: Assumptions

Assumptions	<i>(Amount in Lakhs)</i>			
	Gratuity March 31, 2023	Leave Encashment March 31, 2023	Gratuity March 31, 2022	Leave Encashment March 31, 2022
Discount Rate	7.45% per annum	7.45% per annum	6.98% per annum	6.98% per annum
Rate of increase in Compensation levels	6.00% per annum	6.00% per annum	6.00% per annum	6.00% per annum
Rate of Return on Plan Assets	NA	NA	NA	NA
Average future service (in Years)	8.00 Years	8.00 Years	9.00 Years	-

Table II: Service Cost

All Figures in INR	Gratuity		Leave Encashment	
	March 31, 2023	March 31, 2023	March 31, 2022	March 31, 2022
Current Service Cost	1.53	1.88	1.40	1.45
Past Service Cost (including curtailment Gains/Losses)	-	-	-	-
Gains or losses on Non Routine settlements	-	-	-	-
Total	1.53	1.88	1.40	1.45

Table III: Net Interest Cost

All Figures in INR	Gratuity		Leave Encashment	
	March 31, 2023	March 31, 2023	March 31, 2022	March 31, 2022
Interest Cost on Defined Benefit Obligation	0.30	0.40	0.16	0.26
Interest Income on Plan Assets	-	-	-	-
Net Interest Cost (Income)	0.30	0.40	0.16	0.26

Table IV: Change in Present Value of Obligations

All Figures in INR	Gratuity		Leave Encashment	
	March 31, 2023	March 31, 2023	March 31, 2022	March 31, 2022
Opening of defined benefit obligations	4.23	5.66	2.59	4.11
Service cost	1.53	1.88	1.40	1.45
Interest Cost	0.30	0.40	0.16	0.26
Benefit Paid	-	-	-	-
Actuarial (Gain)/Loss on total liabilities:	0.09	0.69	0.08	(0.16)
- due to change in financial assumptions	(0.20)	(0.23)	(0.24)	(0.26)
- due to change in demographic assumptions	-	-	-	-
- due to experience variance	0.29	0.92	0.32	0.10
Closing of defined benefit obligation	6.14	8.62	4.23	5.66

Y. Manoj

Table V: Change in Fair Value of Plan Assets

	Gratuity	Leave Encashment	Gratuity	Leave Encashment
All Figures in INR	March 31, 2023	March 31, 2023	March 31, 2022	March 31, 2022
Opening fair value of plan assets	-	-	-	-
Actual Return on Plan Assets	-	-	-	-
Employer Contribution	-	-	-	-
Benefit Paid	-	-	-	-
Closing fair value of plan assets	-	-	-	-

Table VI: Actuarial (Gain)/Loss on Plan Asset

	Gratuity	Leave Encashment	Gratuity	Leave Encashment
All Figures in INR	March 31, 2023	March 31, 2023	March 31, 2022	March 31, 2022
Expected Interest Income	-	-	-	-
Actual Income on Plan Asset	-	-	-	-
Actuarial gain /(loss) on Assets	-	-	-	-

Table VII: Other Comprehensive Income/(Loss)

	Gratuity	Leave Encashment	Gratuity	Leave Encashment
All Figures in INR	March 31, 2023	March 31, 2023	March 31, 2022	March 31, 2022
Opening amount recognized in OCI outside P&L account	-	N/A	-	N/A
Actuarial gain / (loss) on liabilities	(0.09)	N/A	(0.08)	N/A
Actuarial gain / (loss) on assets	-	N/A	-	N/A
Closing amount recognized in OCI outside P&L account	(0.09)	N/A	(0.08)	N/A

Table VIII: The amount to be recognized in Balance Sheet Statement

	Gratuity	Leave Encashment	Gratuity	Leave Encashment
All Figures in INR	March 31, 2023	March 31, 2023	March 31, 2022	March 31, 2022
Present Value of Obligations	6.14	8.62	4.23	5.66
Fair value of plan assets	-	-	-	-
Net Obligations	6.14	8.62	4.23	5.66
Amount not recognized due to asset limit	-	-	-	-
Net defined benefit liability / (assets) recognized in balance sheet	6.14	8.62	4.23	5.66

Table IX: Expense Recognized in Statement of Profit and Loss

	Gratuity	Leave Encashment	Gratuity	Leave Encashment
All Figures in INR	March 31, 2023	March 31, 2023	March 31, 2022	March 31, 2022
Service cost	1.53	1.88	1.40	1.45
Net Interest Cost	0.30	0.40	0.16	0.26
Net actuarial (gain)/ loss	-	0.69	-	(0.16)
Expenses Recognized in the statement of Profit & Loss	1.82	2.96	1.56	1.55

Table X: Major categories of plan assets (as percentage of total plan assets)

	Gratuity	Leave Encashment	Gratuity	Leave Encashment
Item	March 31, 2023	March 31, 2023	March 31, 2022	March 31, 2022
Fund Managed by Insurer	100%	100%	100%	100%
Total	100%	100%	100%	100%

Table XI: Change in Net Defined Obligations

	Gratuity	Leave Encashment	Gratuity	Leave Encashment
All Figures in INR	March 31, 2023	March 31, 2023	March 31, 2022	March 31, 2022
Opening of Net defined benefit liability	4.23	5.66	2.59	4.11
Service cost	1.53	1.88	1.40	1.45
Net Interest Cost	0.30	0.40	0.16	0.26
Re-measurements	0.09	0.69	0.08	-0.16
Contribution paid to fund	0.00	0.00	0.00	0.00
Closing of Net defined benefit liability	6.14	8.62	4.23	5.66

Y. Mann

Table XII: Reconciliation of Expense in Profit and Loss Statement

	Gratuity	Leave Encashment	Gratuity	Leave Encashment
All Figures in INR	March 31, 2023	March 31, 2023	March 31, 2022	March 31, 2022
Present Value of Obligation as at the end of the year	6.14	8.62	4.23	5.66
Present Value of Obligation as at the beginning of the year	(4.23)	(5.66)	(2.59)	(4.11)
Benefit Paid	-	-	-	-
Actual Return on Assets	-	-	-	-
OCI	(0.09)	N/A	(0.08)	N/A
Expenses Recognized in the Statement of Profit and Loss	1.82	2.96	1.56	1.55

Table XIII: Reconciliation of Liability in Balance Sheet

	Gratuity	Leave Encashment*	Gratuity	Leave Encashment
All Figures in INR	March 31, 2023	March 31, 2023	March 31, 2022	March 31, 2022
Opening net defined benefit liability / (asset)	4.23	1.55	2.59	4.11
Expense charged to profit and loss account	1.82	2.96	1.56	1.55
Amount recognized outside profit & loss account	-	-	-	-
Employer Contributions	-	-	-	-
OCI	0.09	-	0.08	-
Transferred to Holding Company	(4.15)	(1.55)	-	(4.11)
Closing net defined benefit liability / (asset)	1.99	2.96	4.23	1.55

* Gratuity & Leave Encashment liability as at March 31, 2023 is shown as Rs. 1.99 lakh & Rs. 2.96 lakh Respectively in the books because liability of Rs. 4.15 lakh & Rs. 1.55 lakh upto Mar'22 was paid to the Holding Company.

Table XIV: Sensitivity Analysis

Following table shows the sensitivity results on liability due to change in the assumptions:

Item	Period	Gratuity			Leave Encashment		
		Amt.	Impact (Absolute)	Impact %	Amt.	Impact (Absolute)	Impact %
Base Liability	Mar'23	6.14			8.62		
	Mar'22	4.23			5.66		
Increase Discount Rate by 0.50%	Mar'23	5.94	-0.20	-3.28%	8.38	-0.24	-2.74%
	Mar'22	4.07	-0.16	-3.73%	5.49	-0.17	-3.02%
Decrease Discount Rate by 0.50%	Mar'23	6.35	0.21	3.41%	8.86	0.24	2.84%
	Mar'22	4.40	0.17	3.90%	5.84	0.18	3.15%
Increase Salary Inflation by 1.00%	Mar'23	6.57	0.43	7.00%	9.09	0.47	5.49%
	Mar'22	4.57	0.34	7.98%	6.01	0.35	6.13%
Decrease Salary Inflation by 1.00%	Mar'23	5.74	-0.40	-6.57%	8.17	-0.45	-5.21%
	Mar'22	3.92	-0.31	-7.42%	5.34	-0.33	-5.77%
Increase Withdrawal Rate by 1.00%	Mar'23	6.10	-0.04	-0.68%	8.37	-0.25	-2.95%
	Mar'22	4.16	-0.08	-1.80%	5.49	-0.17	-3.03%
Decrease Withdrawal Rate by 1.00%	Mar'23	6.19	0.04	0.66%	8.89	0.27	3.15%
	Mar'22	4.31	0.08	1.80%	5.85	0.18	3.27%

Table XV: Maturity Profile of Defined Benefit Obligation (Valued on discounted basis)

	Gratuity	Leave Encashment	Gratuity	Leave Encashment
All Figures in INR	March 31, 2023	March 31, 2023	March 31, 2022	March 31, 2022
Year 1	0.04	0.50	0.02	0.29
Year 2	0.17	0.47	0.03	0.31
Year 3	0.17	0.45	0.12	0.29
Year 4	0.17	0.42	0.11	0.28
Year 5	0.17	0.40	0.11	0.26
After 5th Year	5.43	6.38	3.84	4.23
Total	6.14	8.62	4.23	5.66

Y. Mann

12 **IND-AS – 24: Related party disclosures**

Names of Related Parties and their Relationship:

(i) Enterprises under common control: NA

(ii) Related parties under IND AS-24 with whom transactions have taken place during the period

Nature of Relationship		Party Name	
Holding Company		RailTel Corporation of India Limited	
Individual owning an interest in the voting power of reporting enterprise that gives them significant influence over the Company		NA	
Key Managerial Personnel			
S. No.	Designation	Date of appointment	Date of Cessation (If any)
1. Sh. Puneet Chawla	Chairman-cum-Director	20-Dec-18	11-May-22
2. Smt. Aruna Singh	Chairman-cum-Director	17-May-22	27-Sep-22
3. Sh. Sanjai Kumar	Chairman-cum-Director	27-Sep-22	-
4. Sh. Harish Chandra Batra	Director	19-May-18	-
	Director & CFO	26-Jun-18	-
5. Sh. Suresh Kumar	Director	01-Apr-21	-
	Director & CEO	01-Apr-21	-
6. Ms. Nikita Sharma	Company Secretary	23-Dec-19	28-Oct-22
7. Sh. Yudhveer	Company Secretary	28-Oct-22	-
Relatives of Key Managerial Personnel and relatives of Individual owning an interest in the voting power of reporting enterprise that gives them significant influence over the Company		NA	
Enterprises over which relatives of Key Managerial Personnel are able to exercise significant influence		NA	

A) With Holding Company (RailTel Corporation of India Limited):

(Amount in Lakhs)

Nature of Transactions	March 31, 2023	March 31, 2022
On account of Project related expenses	198.71	2,398.54
On account of Admin and other expenses	61.49	51.90
On account of Project related expenses (Prepaid)	55.83	-
Payable to Railtel Corporation of India Ltd.	409.25	1,667.58
Expense Payable	103.24	557.69
Purchase of fixed assets	NA	NA


Nature of Transactions	March 31, 2023	March 31, 2022
On account of Revenue from operation	2.27	68.63
On account of Services to Holding Company	70.17	174.44
Receivable from Railtel Corporation of India Ltd.	2.68	-
Other Receivable	-	66.57

B) With Key Managerial Personnel

Disclosures of transactions of the Company with Key Managerial Personnel:

(Amount in Lakhs)

Particulars	Name	Smt. Nikita Sharma	Sh. Yudhveer
	Designation	Company Secretary	Company Secretary
Salaries and Allowances	FY 2022-23	10.13	5.02
	FY 2021-22	12.64	-
Retirement Benefit Paid	FY 2022-23	1.40	0.74
	FY 2021-22	1.85	-



C) With Other Companies of Railways

(Amount in Lakhs)

Particulars	Period	Revenue	Expense	Receivable	Payable	Advance received
Container Corporation of India Ltd.	Mar'23	-	-	145.97	-	-
	Mar'22	128.67	-	320.43	-	-
Chittaranjan Locomotive Works	Mar'23	15.60	-	3.92	-	-
	Mar'22	13.48	-	5.31	-	-
Research Design and Standards Organisation	Mar'23	47.07	-	1.36	-	-
	Mar'22	26.64	-	9.34	-	-
Indian Railway Catering and Tourism Corporation Limited	Mar'23	365.90	-	102.61	-	-
	Mar'22	240.22	-	80.45	-	-
National High Speed Rail Corporation Limited	Mar'23	13.40	-	4.29	-	-
	Mar'22	10.05	-	4.29	-	-
Indian Railways	Mar'23	602.21	-	1,246.52	-	3,006.89
	Mar'22	1,422.78	-	1,301.75	-	5,360.35
Modern Coach Factory (MCF)	Mar'23	-	-	5.66	-	-
	Mar'22	-	-	5.66	-	-
Total	Mar'23	1,044.18	-	1,510.33	-	3,006.89
	Mar'22	1,841.84	-	1,727.23	-	5,360.35

13 Earnings per share calculated in accordance with the provisions of IND AS – 33

(Amount in Lakhs)

Numerator	For the period ended March 31, 2023	For the period ended March 31, 2022
Net Profit after tax as per Statement of Profit and Loss Account (Used as Numerator) (Rs. in Lakhs)	100.74	130.40
Denominator		
-Number of Equity Shares (Face value of Rs.10/- each)	1,00,00,000	1,00,00,000
-Number of Shares allotted during the period	NIL	NIL
-Weighted Average number of equity shares for calculating Basic Earnings Per Share	1,00,00,000	1,00,00,000
-Weighted Average number of equity shares for calculating Diluted Earnings Per Share	1,00,00,000	1,00,00,000
-Basic Earnings Per Share (Rs. / per share) (Face value of Rs.10/- each)	1.01	1.30
-Diluted Earnings Per Share (Rs. / per share) (Face value of Rs.10/each)	1.01	1.30

14 Disclosures as required by IND AS 37: Provisions, Contingent Liabilities and Contingent Assets

Contingent Liabilities:

INR 22.03 Lakhs represents the Bank Guarantees submitted by the Company to Customer/Government as at 31-03-2023.
(Previous Year Ending 31-03-2022: INR 158.73 Lakhs)

Contingent Assets:

There are no contingent assets

15 Disclosures as required by IND AS 108: Operating Segments

The Company operates within India in Project Segment and does not have operations in economic environment with different risks and returns. Hence, it is considered operating in Pan India-single geographical segment.

16 Disclosure as required by IND AS 107, IND AS 109 & IND AS 113

Valuation techniques and process used to determine fair values

- The carrying value of financial assets and liabilities with maturity less than 12 months are considered to be representative of their fair value.
- Fair value of other financial assets and liabilities carried at amortized cost is determined by discounting of cash flows using discount rate.
- A discount rate of 5.10% (SBI Rate) has been used for balances as on March 31, 2023

Financial Instrument

Financial Instruments by Category

The carrying value of financial instruments by each category were as follows: -

Particulars	Financial Assets/Liabilities at amortised costs		Financial Assets/Liabilities at FVTPL		Financial Assets/Liabilities at FVTOCI	
	Mar'23	Mar'22	Mar'23	Mar'22	Mar'23	Mar'22
Assets						
Trade Receivables (Refer Note No. 4)	1,989.02	3,495.54	-	-	-	-
Cash & Cash Equivalents (Refer Note No. 5)	181.99	202.52	-	-	-	-
Other Financial Assets (Refer Note No. 3,6,7 &8)	5,244.24	7,663.39	-	-	-	-
Liabilities						
Trade Payables (Refer Note No. 16)	807.75	2,714.38	-	-	-	-
Other Financial Liabilities (Refer Note No. 13 &17)	2,025.87	2,117.40	-	-	-	-

Trade Receivables ageing schedule March 31, 2023

(Amount in Lakhs)

Particulars	Outstanding for following periods from due date of payment/date of transaction					
	Less than 6 months	6 months -1 year	1-2 years	2-3 years	More than 3 years	Total
(i) Undisputed Trade receivables – considered good	583.04	176.96	561.69	294.07	378.25	1,994.01
(ii) Undisputed Trade Receivables – which have significant increase in credit risk	-	-	-	-	-	-
(iii) Undisputed Trade Receivables – credit impaired	-	-	-	-	-	-
(iv) Disputed Trade Receivables–considered good	-	-	-	-	-	-
(v) Disputed Trade Receivables – which have significant increase in credit risk	-	-	-	-	-	-
(vi) Disputed Trade Receivables – credit impaired	-	-	-	-	-	-
	583.04	176.96	561.69	294.07	378.25	1,994.01
Less: Allowance for credit loss	-	-	-	-	-	-4.99
Trade Receivables	-	-	-	-	-	1,989.02

Trade Receivables ageing schedule March 31, 2022

(Amount in Lakhs)

Particulars	Outstanding for following periods from due date of payment/date of transaction					
	Less than 6 months	6 months -1 year	1-2 years	2-3 years	More than 3 years	Total
(i) Undisputed Trade receivables – considered good	897.34	813.10	1,531.64	262.22	-	3,504.30
(ii) Undisputed Trade Receivables – which have significant increase in credit risk	-	-	-	-	-	-
(iii) Undisputed Trade Receivables – credit impaired	-	-	-	-	-	-
(iv) Disputed Trade Receivables–considered good	-	-	-	-	-	-
(v) Disputed Trade Receivables – which have significant increase in credit risk	-	-	-	-	-	-
(vi) Disputed Trade Receivables – credit impaired	-	-	-	-	-	-
	897.34	813.10	1,531.64	262.22	-	3,504.30
Less: Allowance for credit loss	-	-	-	-	-	-8.76
Trade Receivables	-	-	-	-	-	3,495.54

Unbilled receivables are recognised based on mercantile accounting system and are not due for payment as at the close of financial year.

Unbilled Revenue ageing schedule

(Amount in Lakhs)

Particulars	As on	Unbilled for following periods from date of transaction				
		Less than 6 months	6 months -1 year	1-2 years	2-3 years	More than 3 years
Unbilled Revenue	31-Mar-23	129.86	-	260.13	-	-
	31-Mar-22	1,142.00	-	25.66	-	-
						389.99
						1,167.66

Unbilled dues are recognised based on mercantile accounting system and are not due for payment as at the close of financial year.

Trade Payables ageing schedule March 31, 2023

(Amount in Lakhs)

Particulars	Outstanding for following periods from due date of payment/date of transaction				
	Less than 1 year	1-2 years	2-3 years	More than 3 years	Total
(i) MSME*	220.89	6.56	12.99	38.20	278.63
(ii) Others	85.91	245.01	197.01	1.19	529.12
(iii) Disputed dues – MSME	-	-	-	-	-
(iv) Disputed dues – Others	-	-	-	-	-

* Age analysis is based on date of transaction as payment milestones are not yet achieved as per contractual terms.

Manu

Trade Payables ageing schedule March 31, 2022

(Amount in Lakhs)

Particulars	Outstanding for following periods from due date of payment/date of transaction				
	Less than 1 year	1-2 years	2-3 years	More than 3 years	Total
(i) MSME*	6.56	21.70	47.85	-	76.11
(ii) Others	638.87	1,851.80	147.60	-	2,638.27
(iii) Disputed dues – MSME	-	-	-	-	-
iv) Disputed dues – Others	-	-	-	-	-

* Age analysis is based on date of transaction as payment milestones are not yet achieved as per contractual terms.

Interest Income/(Expenses) recognized on financial assets and liabilities:

(Amount in Lakhs)

Particulars	As at March 31, 2023	As at March 31, 2022
Financial assets at amortised cost		
Interest expenses on other financial assets	4.90	NIL
Interest income on other financial liabilities	-73.64	40.98
Financial assets at Fair Value through Profit & Loss (FVTPL)	NIL	NIL
Financial assets at Fair Value through Other Comprehensive Income (FVTOCI)	NIL	NIL

17 Financial Risk Management

The Company has exposure to the following risk from its use of financial instruments: -

1. Credit Risk
2. Liquidity Risk
3. Market Risk

The board of director has overall responsibility for the establishment & oversight of the Company's risk management framework.

1. Credit Risk:

Credit risk is the risk of financial losses to the Company if a customer or counterparty to a financial instrument fails to meet its contractual obligation and arises principally from the Company's trade receivables, employee loans and other activities that are in the nature of leases.

The Company assesses on a forward-looking basis the expected credit loss associated with its financial assets carried at amortized cost. The impairment methodology applied depends on whether there has been a significant increase in credit risk. For trade receivables, the Company follows 'simplified approach' for recognition of impairment loss and always measures the loss allowance at an amount equal to lifetime expected credit losses. Further, for the purpose of measuring lifetime expected credit loss allowance for trade receivables, the Company has used a practical expedient as permitted under Ind AS 109 i.e. expected credit loss allowance as computed based on historical credit loss experience. Company have used the methodology of provisional matrix as per Ind AS 109 to compute the historical loss rate and adjust the impact of macroeconomic factors into the historical loss rate to compute the forward-looking rates.

Exposure to Credit Risk

In the current period, Company used expected credit loss model to assess the impairment loss or gain. The Company has used a practical expedient by computing the expected credit loss allowance for trade receivables based on a provision matrix. The provision matrix considers historical credit loss experienced and adjusted for forward-looking information. The expected credit loss allowance is based on ageing of the days the receivables are due. The trade receivables which share the similar credit risk characteristics have been taken into the one bucket. Hence, company has divided the trade receivable into two categories as follows:

- Government & PSU Customers
- Others

Loss rates are computed by taking last 5 years roll rates and adjust the impact of macroeconomic factors.

The gross carrying amount of trade receivables, net of any impairment losses recognized represents the maximum credit exposure.

(Amount in Lakhs)

Ageing	March 31, 2023			
	Gross Amount	ECL	Gross Amount	ECL
	Government and PSU		Others	
Within 1 year	760.00	1.90	-	-
1-2 years	561.69	1.40	-	-
2-3 years	294.07	0.74	-	-
More than 3 years	378.25	0.95	-	-
Total	1,994.01	4.99	-	-
Total Expected Credit Loss				4.99



(Amount in Lakhs)

Ageing	March 31, 2022			
	Government and PSU		Others	
	Gross Amount	ECL	Gross Amount	ECL
Within 1 year	1,710.44	4.27	-	-
1 -2 years	1,531.64	3.83	-	-
2 -3 years	262.22	0.66	-	-
More than 3 years	-	-	-	-
Total	3,504.30	8.76	-	-
Total Expected Credit Loss				8.76

The company does not hold any collateral or other enhancements to cover its credit risks associated with its trade receivables.

The gross carrying amount of financial assets, net of any impairment losses recognized represents the maximum credit exposure. The maximum exposure to credit risk as at Mar'23 & Mar'22 are as follows: -

(Amount in Lakhs)

Particulars	As at March 31, 2023		As at March 31, 2022	
	Gross Carrying Value	Net Value after Impairment	Gross Carrying Value	Net Value after Impairment
Trade Receivables (Refer Note No. 4)	1,994.01	1,989.02	3,504.30	3,495.54
Other Financial Assets (Refer Note No. 3,6,7 &8)	5,244.24	5,244.24	7,663.39	7,663.39

Employee Loans, and other assets are either not past due or past due but not impaired.

2. Liquidity Risk:

Liquidity risk is the risk that the Company will encounter difficulty in meeting the obligations associated with its financial liabilities that are settled by delivering cash or another financial asset. The Company's approach to managing liquidity is to ensure, as far as possible, that it will always have sufficient liquidity to meet its liabilities when due, under normal and stressed conditions, without incurring unacceptable losses or risking damage to the Company reputation, typically the Company ensures that it has sufficient cash on demand to meet expected operational expenses, servicing of financial obligations.

3. Market Risk:

Market risk is the risk of loss of future earnings or fair values or future cash flows that may result from a change in the price of a financial instrument. The value of a financial instrument may change as a result of changes in the interest rates, foreign exchange rates and other market changes that affect market risk sensitive instruments. The company does not have any investment in mutual funds which are subject to market risk.

4. Project Risk:

A project risk is an uncertain event that may or may not occur during a project. There is risk of time overrun/cost overrun which is mitigated by ensuring time schedule for each activity of the project execution based on milestone and monitoring based on cost estimate.

5. Capital Management

The Company manages its capital to ensure that the Company will be able to continue as a going concern, while maximizing the return to stakeholders through efficient allocation of capital towards expansion of business, optimization of working capital requirements and deployment of surplus funds. The Company uses the operational cash flows to meet its working capital requirements. The funding requirements are met through internal accruals. The Company is not subject to any externally imposed capital requirements.

18 IND AS 115 – Revenue from Contracts with Customers

Disaggregation of Revenue

The company disaggregates revenue from contract with customer into categories that depicts how the nature, amount, timing, and uncertainty of revenue and cash flows are affected by economic factors. In project business segment the company provides warranty to customer which is implicit in the contract revenue. The said warranty is provided by OEMs with back to back performance obligation and hence the company does not have additional obligation for warranty in addition to the same provided by OEMs. Since warranty is implicit in transaction price on back to back agreement with OEMs and hence not been accounted for separately.

The following table illustrates the disaggregation of disclosure by primary geographical region, major product line, market or type of customer, type of contract, contract duration, sales channel and timing of revenue recognition in accordance with Ind AS 115.

Y. Manan

The Company operates within India and does not have operations in economic environment with different risks and returns. Hence, it is considered operating in Pan India-single geographical segment.

(Amount in Lakhs)

Particulars	For the Year Ended on March 31, 2023	For the Year Ended on March 31, 2022
Geographical Segment		
PAN India	1,958.85	5,156.85
Abroad	NIL	NIL
Total	1,958.85	5,156.85

(Amount in Lakhs)

Particulars	For the Year Ended on March 31, 2023	For the Year Ended on March 31, 2022
Major Product Line		
Railway Project Works	602.21	1,422.78
Other Projects	1,356.65	3,734.07
Total	1,958.85	5,156.85

(Amount in Lakhs)

Particulars	For the Year Ended on March 31, 2023	For the Year Ended on March 31, 2022
Type of Customer		
Government Customers	1,958.85	5,156.85
Non - Government Customers	-	-
Total	1,958.85	5,156.85

(Amount in Lakhs)

Particulars	For the Year Ended on March 31, 2023	For the Year Ended on March 31, 2022
Type of Contract		
Cost Plus Contracts	596.67	2,524.88
Fixed Price Contracts	1,362.18	2,631.97
Total	1,958.85	5,156.85

(Amount in Lakhs)

Particulars	For the Year Ended on March 31, 2023	For the Year Ended on March 31, 2022
Sales Channel		
Direct to Customer	1,958.85	5,156.85
Through Intermediaries	-	-
Total	1,958.85	5,156.85

(Amount in Lakhs)

Particulars	For the Year Ended on March 31, 2023	For the Year Ended on March 31, 2022
Duration of Contract		
Short Term	1,958.85	5,156.85
Long Term	-	-
Total	1,958.85	5,156.85

Contract Balances

Following disclosures of the opening and closing balances of receivables, contract assets and contract liabilities from contract with customers; revenue recognized in the reporting period that was included in the contract liability balance at the beginning of the period and revenue recognized in the reporting period from performance obligations satisfied (or partially satisfied) in previous period in accordance with Ind AS 115.

Contract Assets

(Amount in Lakhs)

Particulars	March 31, 2023	March 31, 2022
Trade Receivable	1,989.02	3,495.54
Unbilled Revenue	389.99	1,167.66
Total	2,379.01	4,663.20

Y. Manohar

(Amount in Lakhs)

Particulars	March 31, 2023	March 31, 2022
Contract Liability (Advance from customer/contracts)	3,777.64	5,856.08
Total	3,777.64	5,856.08

- Railway vide its letter dt. 17.06.2022 has intimated that the ETCS project shall now be executed by Zonal Railways. Advance amount has been refunded to three out of four zonal railways along with interest amount during the financial year ending 31-Mar-2023 and for Central Railway refund shall be made in due course as per terms of contract.

Revenue recognized during the period from the contract liability balance at the beginning

(Amount in Lakhs)

Particulars	For the Year Ended on March 31, 2023	For the Year Ended on March 31, 2022
Revenue recognized during the period from the contract liability balance at the beginning	141.41	84.41
Total	141.41	84.41

Revenue Recognized from performance obligations satisfied partially in Previous Period

(Amount in Lakhs)

Particulars	For the Year Ended on March 31, 2023	For the Year Ended on March 31, 2022
Revenue recognized due to change in Transaction Price	-	-
Total	-	-

19 Struck Off Companies

The details of struck off companies having transaction during the FY 2022-23:

Name of Struck Off Company	Nature of Transaction with Struck Off Companies	Balance Outstanding	Relationship with the Struck Off Company (if any) to be disclosed
NA	Investment in Securities	NA	NA
	Receivables	NA	NA
	Payables	NA	NA
	Share held by Struck Off Company	NA	NA
	Other Outstanding Balances (to be specified)	NA	NA

20 COVID -19 Impact & Assessment

The Covid-19 pandemic has resulted in economic slowdown throughout the world including India.

The Company has evaluated the impact of this pandemic on its business operations and financial position while preparing these financial statements and has considered internal and external information for making this evaluation. The Company's assessment is based on its current estimates while assessing the provision towards employee benefits and assessing the realizability of trade receivables and other financial assets. The Company has also assessed the impact of this whole situation on its capital and financial resources, profitability, liquidity position, internal financial reporting and controls etc. However, Covid situation in india has improved significantly at the end of financial year, resulting in normalization of business activity to the great extent.

However, the impact assessment of COVID-19 is a continuing process given the uncertainties associated with its nature and duration. The Company will continue to closely monitor any material changes to future economic conditions.

21 Benami Property held : N.A.

22 Willful Defaulter : N.A.

23 Utilization of borrowed funds and share premium : N.A.

24 Additional Regulatory Information

- Registration of charges or satisfaction with Registrar of Companies (ROC) N.A.
- Compliance with number of layers of companies N.A.
- Compliance with approved Scheme(s) of Arrangements N.A.
- Details of Crypto currency or virtual currency N.A.



25 Disclosure related to Ratios:

SN	Particulars	As at 31-Mar-2023	As at 31-Mar-2022	Change in ratio as compared to prev. year	Reason for variation more than 25%
(a)	Current Ratio =Current Assets/Current Liability	1.37	1.34	2%	NA
(b)	Debt-Equity Ratio =Debt/Equity	NIL	NIL	N/A	NA
(c)	Debt Service Coverage Ratio = Net Operating Income/Current Debt Obligation	NIL	NIL	N/A	NA
(d)	Return on Equity Ratio = Net Income/Shareholder's Equity	0.04	0.06	-26%	Consequent upon decision regarding merger with Holding Co. no new business is being undertaken by the company.
(e)	Inventory Turnover Ratio = COGS/ Average Cost of Inventory	N/A	N/A	N/A	NA
(f)	Trade Receivables Turnover Ratio = Net Credit Sales/Average Accounts Receivable	0.57	1.36	-58%	Consequent upon decision regarding merger with Holding Co. no new business is being undertaken by the company.
(g)	Trade Payables Turnover Ratio = Net Credit Purchase/Average Accounts Payable	0.70	1.49	-53%	Consequent upon decision regarding merger with Holding Co. no new business is being undertaken by the company.
(h)	Net Capital Turnover Ratio = Net Annual Sales/Average Working Capital	0.82	1.52	-46%	Consequent upon decision regarding merger with Holding Co. no new business is being undertaken by the company.
(i)	Net Profit Ratio = Net Income/Revenue	0.05	0.03	103%	Improvement in profitability.
(j)	Return on Capital Employed Ratio = EBIT/Capital Employed	0.07	0.08	-18%	NA
(k)	Return on Investment	N/A	N/A	N/A	NA

26 The Board of Directors in its meeting dated 15.05.2023 have approved the company's financial statements for the FY22-23. Director Finance of the company is authorised by the Board to make necessary correction/modification/alteration in the financial statements on behalf of the Board.


As per our limited review report of even date attached
For SKAA & Associates
Chartered Accountants
FRN 012726N



CA Suresh Kumar Agarwal
(Partner)
Membership No. 091886

Date:
FRN 012985N
UDIN: 23091886BGYEZA4117

For and on behalf of the Board of Directors of
RailTel Enterprises Limited


Yudhveer
Company Secretary
M No. A24971


H.C. Batra
Director & CFO
DIN: 08137865


Sanjai Kumar
Chairman cum Director
DIN: 06923630